

 **AVENGER**

CINE SUPPORT
SOLUTIONS





Manfrotto is a worldwide market leader in the **design, production and distribution of professional supports for the imaging industry**, with a particular expertise in the sectors of photography, video, cinematography and entertainment. Founded in 1972 and based on Lino Manfrotto's experience in the field, the company's mission has always been to support and simplify the work of reporters, photographers and producers.

An all-Italian history and tradition

At the end of the 60's Lino Manfrotto was a photo reporter in Bassano del Grappa for Il Gazzettino and Il Giornale di Vicenza.

He was also engaged in industrial and advertising photography. The photographer's studio equipment was cumbersome and heavy and did not facilitate the work of professionals. The market offered a wide range of studio flash-units and quartz illuminators, but completely neglected basic accessories such as stands, booms and clamps. Thus, with the help of a collaborator, **Lino Manfrotto realized his first products**, including a **light and sturdy lamp stand**, that was finally high enough.

For a couple of years he produced just a few pieces to meet the needs of his photographer friends. Later, he decided to present them on an international level, obtaining his first significant order from a Swiss distributor. The garage became a production workshop. Just there, the first Manfrotto booms, telescopic rods and other stands were manufactured. He soon realized that the production capacity was insufficient to address all the orders from customers.

The 70's

In 1972 Lino Manfrotto met Gilberto Battocchio, a technician working for a Bassano mechanical firm. The commercial and product soul had met his technical counterpart. It was an all-important moment.

Battocchio's arrival turned Lino's products into three-dimensional solutions. The two made a great team, and within just a few short years they had created a leading enterprise on a world level.

In 1974 the first Manfrotto tripod was launched. Innovative, light and versatile, Manfrotto tripods and stands achieved success in many markets. Articles such as the Superboom, Autopole®, and Superclamp® became an important part of every photographic studio all over the world.

The beginning of Avenger

In 1988 the Avenger brand was established and started production in Feltre, responding to the needs of photo and cine markets. Avenger range of products, including stands, clamps, grips, light modifiers and accessories have been designed in consultation with key cine industry professionals delivering the right combination of quality and performance to meet the exacting demands of the motion picture industry.

Our products are built tough, to withstand extreme use whether in the studio or on location including, rough atmospheric conditions. Avenger grip's mission is to be your "problem solver" our well known products **Strato Safe** and, **Long John Silver** are just 2 examples of items designed and built to meet a specific need of the industry. Safety is a No1 priority at Avenger, our world class research and development team ensures our products meet and exceed the internationally recognised safety standards such as DIN 56950, TÜV, ISO9001 and ISO14001.

Service to our customers both before and after sales is essential. We have a worldwide network of distribution partners supporting you from the selection of products through to providing spare parts when required.

We hope you find this catalogue a useful tool and remind you to visit our web site at www.avengergrip.com for the latest updates on products.

At Avenger our primary concern is to make the highest quality, most reliable and safest products for you to use. As such we embrace several different quality assurance regimens TÜV, DIN & CE. These accreditations are your guarantee that our products meet and exceed the most exacting tests for safety and reliability.

TÜV SÜD Certification Mark assures quality. Within our collection you will notice some products that are certified with TÜV SÜD.

TÜV SÜD is a globally recognised, leading independent product Certification Body, providing minimum performance standards, certification and approval schemes for a wide range of products whether mandatory or voluntary. TÜV SÜD's distinctive blue octagon mark is instantly recognised everywhere as a symbol of quality and safety.

We have chosen to have our product tested for compliance with the technical requirements of their voluntary standards, it is important to note that TÜV regularly updates the standards and we recheck our equipment for compliance, making modifications as and when required. Our commitment to your safety never diminishes and is a key differentiator of the Avenger brand from others in the market.

As company we also comply to the **DIN 56950**.

This safety standard applies to machinery and machinery installations used in places of assembly and in staging and production facilities for events and theatrical productions (stage machinery, for short).

Such facilities include: theatres, multi-purpose halls, exhibition halls; film, television and radio studios.



All Avenger products are designed, engineered and made in Italy.

PRODUCTS

STANDS

6

LIGHT CONTROL

38

SYSTEMS

50

ACCESSORIES

80



STANDS





Aluminum and Steel versions available. Alu Stand for lightness and steel stand for robustness and durability.



Levelling leg available in all the stands for ease of use on all different floor types. A fundamental feature for outdoor applications.



All the components are assembled using bolts (no rivets) for extra rigidity and easy maintenance if required.



Captive handle: thanks to this special machining on the threads, it is impossible to loose the handle even if completely unscrewed.



Captive collars: thanks to a special design, even if the user unscrews the locking nut, of this component the inner alu insert and dedicated machining of the tube does not allow for the column to separate.



Storing Device: this clever component permits easy and safe storage during transportation or in the warehouse.



Mobile Column: thanks to the double handles on the spider casting, the stand becomes more stable when lowering the central column on to the ground.



Dedicated design of the collars. It avoids any fingers pinching.



All the bases are made of square tubes in order to guarantee the best stability.



Welded spigot (steel version) guarantees the highest mechanical performance and reliability during the products working life.

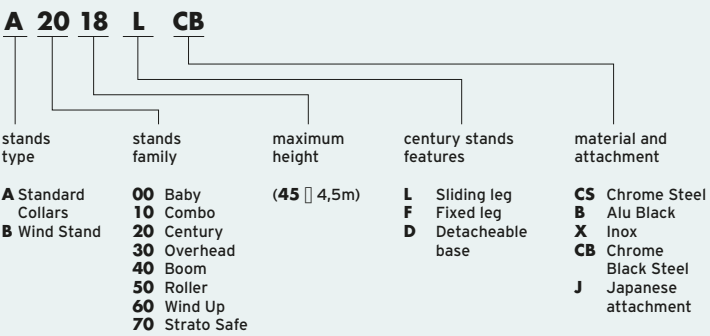


All the strategic aluminum components which have to guarantee safety of the product are made using the Gravity Casting technology. This process excludes any possibility of having air bubbles getting into the casting.



All the aluminum columns are assembled using electro-welded tubes. These components offer a higher stress resistance (bending and breaking) compared with the traditional extruded tubes.

HOW TO READ THE STAND CODES



CENTURY STANDS



A2016DCB

DETACHABLE / TURTLE BASE

A2016D C-STAND 16 DETACHABLE CHROME FINISH VERSION

84cm 33.1in	155cm 61in	84cm 33.1in	95cm 37.4in	5,6kg 12.3lb
10kg 22lb	28mm 1" 1/8	16mm 5/8"	28mm 1" 1/8	

Chrome plated steel stand.
3 sections, 2 risers. Ø: 35, 30, 25mm. Leg Ø: 25mm.

A2016DCB C-STAND 16 DETACHABLE BLACK CHROME FINISH VERSION

A2022D C-STAND 22 DETACHABLE CHROME FINISH VERSION

110cm 43.3in	222cm 87.4in	110cm 43.3in	95cm 37.4in	5,9kg 13lb
10kg 22lb	28mm 1" 1/8	16mm 5/8"	28mm 1" 1/8	

Chrome plated steel stand.
3 sections, 2 risers. Ø: 35, 30, 25mm. Leg Ø: 25mm.

A2022DCB C-STAND 22 DETACHABLE BLACK CHROME FINISH VERSION

A2030D C-STAND 30 DETACHABLE CHROME FINISH VERSION

134cm 52.8in	300cm 118.1in	134cm 52.8in	95cm 37.4in	6,2kg 13.7lb
10kg 22lb	28mm 1" 1/8	16mm 5/8"	28mm 1" 1/8	

Chrome plated steel stand.
3 sections, 2 risers. Ø: 35, 30, 25mm. Leg Ø: 25mm.

A2030DCB C-STAND 30 DETACHABLE BLACK CHROME FINISH VERSION

* Please note: the Japanese versions
of the stands have a 17,5mm female
top attachment



A2018F C-STAND 18 CHROME FINISH VERSION

84cm 33.1in	175cm 68.9in	84cm 33.1in	95cm 37.4in	4,3kg 9.5lb
8kg 17.6lb	16mm 5/8"			

Chrome plated steel stand.
3 sections, 2 risers.
Ø: 35, 30, 25mm. Leg Ø: 25mm.

A2018F

A2025F C-STAND 25 CHROME FINISH VERSION

110cm 43.3in	253cm 99.6in	110cm 43.3in	95cm 37.4in	5kg 11lb
10kg 22lb	16mm 5/8"			

Chrome plated steel stand.
3 sections, 2 risers. Ø: 35, 30, 25mm. Leg Ø: 25mm.

A2033F C-STAND 33 CHROME FINISH VERSION

134cm 52.8in	328cm 129.1in	134cm 52.8in	95cm 37.4in	5,5kg 12.1lb
10kg 22lb	16mm 5/8"			

Chrome plated steel stand.
3 sections, 2 risers. Ø: 35, 30, 25mm. Leg Ø: 25mm.

STANDARD/FIXED BASE



A2018L

SLIDING LEG / ROCKY MOUNTAIN LEG

A2018L C-STAND 18 SLIDING LEG CHROME FINISH VERSION

84cm 33.1in	175cm 68.9in	84cm 33.1in	95cm 37.4in	4,3kg 9.5lb
8kg 17.6lb	16mm 5/8"			

Chrome plated steel stand.
3 sections, 2 risers. Ø: 35, 30, 25mm. Leg Ø: 25mm.

A2018LCB C-STAND 18 SLIDING LEG BLACK CHROME FINISH VERSION

A2018LJ C-STAND 18 SLIDING LEG CHROME FINISH JAPANESE VERSION*

A2018LJCB C-STAND 18 SLIDING LEG BLACK CHROME FINISH JAPANESE VERSION*

A2025L C-STAND 25 SLIDING LEG CHROME FINISH VERSION

110cm 43.3in	253cm 99.6in	110cm 43.3in	95cm 37.4in	5,8kg 12.8lb
10kg 22lb	16mm 5/8"			

Chrome plated steel stand.
3 sections, 2 risers. Ø: 35, 30, 25mm. Leg Ø: 25mm.

A2025LCB C-STAND 25 SLIDING LEG BLACK CHROME FINISH VERSION

A2025LJ C-STAND 25 SLIDING LEG CHROME FINISH JAPANESE VERSION*

A2025LJCB C-STAND 25 SLIDING LEG BLACK CHROME FINISH JAPANESE VERSION*

A2033L C-STAND 33 SLIDING LEG CHROME FINISH VERSION

134cm 52.8in	328cm 129.1in	134cm 52.8in	95cm 37.4in	5,5kg 12.1lb
10kg 22lb	16mm 5/8"			

Chrome plated steel stand.
3 sections, 2 risers. Ø: 35, 30, 25mm. Leg Ø: 25mm.

A2033LCB C-STAND 33 SLIDING LEG BLACK CHROME FINISH VERSION

A2033LJ C-STAND 33 SLIDING LEG CHROME FINISH JAPANESE VERSION*

A2033LJCB C-STAND 33 SLIDING LEG BLACK CHROME FINISH JAPANESE VERSION*

CENTURY STANDS



A2009CB

BASE

A2009 C-STAND BASE CHROME FINISH VERSION

27cm 10.6in	95cm 37.4in	2.7kg 6.6lb	28mm 1" 1/8

A2009CB C-STAND BASE BLACK CHROME FINISH VERSION

A2007 C-STAND MINI BASE CHROME FINISH VERSION

27cm 10.6in	95cm 37.4in	2.7kg 6.6lb	28mm 1" 1/8

A2007CB C-STAND MINI BASE BLACK CHROME FINISH VERSION



KIT

A2033FKIT C-STAND KIT 33 CHROME FINISH VERSION

Chrome plated steel stand.
3 sections, 2 risers. Ø: 35, 30, 25mm. Leg Ø: 25mm.

includes:
A2033F C-STAND
D200 2" GRIP HEAD
D520 40" EXTENSION GRIP ARM

A2033LKIT C-STAND KIT 33 SLIDING LEG CHROME FINISH VERSION

Chrome plated steel stand.
3 sections, 2 risers. Ø: 35, 30, 25mm. Leg Ø: 25mm.

includes:
A2033L C-STAND
D200 2" GRIP HEAD
D520 40" EXTENSION GRIP ARM

A2030DKIT C-STAND KIT 30 DETACHABLE CHROME FINISH VERSION

Chrome plated steel stand.
3 sections, 2 risers. Ø: 35, 30, 25mm. Leg Ø: 25mm.

includes:
A2030D C-STAND
D200 2" GRIP HEAD
D520 40" EXTENSION GRIP ARM

A2033FCBKIT C-STAND KIT 33 BLACK CHROME FINISH VERSION

A2030DCBKIT C-STAND KIT 30 DETACHABLE BLACK CHROME FINISH VERSION



A2014CB

COLUMN

A2014 C-STAND COLUMN 14 CHROME FINISH VERSION

68cm 26.8in	139cm 54.7in	2.2kg 4.9lb	16mm 5/8"	28mm 1" 1/8

3 sections (Ø: 35, 30, 25mm) chrome steel column.

A2014CB C-STAND COLUMN 14 BLACK CHROME FINISH VERSION

* Please note: the Japanese versions of the stands have a 17,5mm female top attachment

A2020 C-STAND COLUMN 20 CHROME FINISH VERSION

95cm 37.4in	206cm 81.1in	2.8kg 6.2lb	16mm 5/8"	28mm 1" 1/8

3 sections (Ø: 35, 30, 25mm) chrome steel column.

A2020CB C-STAND COLUMN 20 BLACK CHROME FINISH VERSION

A2020JCB C-STAND COLUMN 20 BLACK CHROME FINISH JAPANESE VERSION*

A2029 C-STAND COLUMN 29 CHROME FINISH VERSION

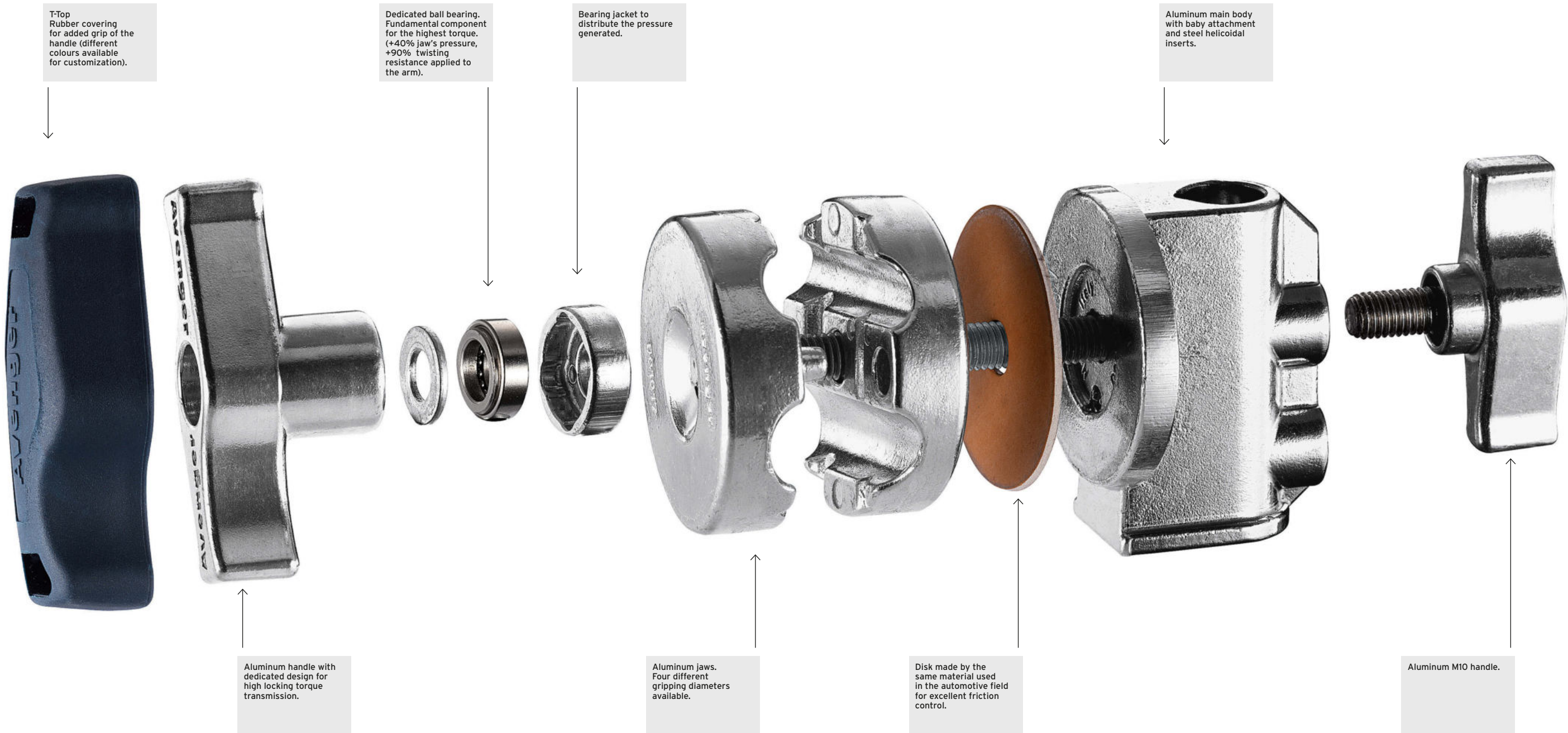
118cm 46.5in	285cm 112.2in	3.3kg 7.3lb	16mm 5/8"	28mm 1" 1/8

3 sections (Ø: 35, 30, 25mm) chrome steel column.

A2029CB C-STAND COLUMN 29 BLACK CHROME FINISH VERSION

CENTURY **STANDS** ACCESSORIES

Our Grip Heads have been specifically designed to hold scrims, flags, floppies & cutters mounted on Century Stands, or butterfly frames mounted on Overhead Stands during film, video or photo shoots. Extension offset arms, used in combination with Grip Heads, provide an extended grip point for scrims, flags and small lights, and are available in two lengths: 20" (51cm) and 40" (102cm). The Grip Head can be combined with other accessories to solve most light and light modification accessory positioning problems. Grip Heads are available in two specific diameters, the standard is 2" 1/2 the Jumbo version is 4".



CENTURY **STANDS** ACCESSORIES



D200
2" 1/2 GRIP HEAD

0,55kg
1.2lb 16mm
5/8"

Avenger's most popular grip accessory. The D200 Grip Head has hundreds of functions. Unlike any other Grip Head, the D200 utilizes a series of washers for extra locking torque and the use of automotive-quality brake pad discs for secure, non-slip security. Connect with E600 snap-in pin or E600C snap-in pin to attach to the original Super Clamp.

D200B
2" 1/2 GRIP HEAD
BLACK FINISH VERSION



D210J
SNAP-IN GRIP HEAD
JAPANESE VERSION

0,75kg
1.7lb 17,5mm

Combining the multi-functional D200 Grip Head with a 17,5mm pin to interface with the Japanese attachment. The D210J allows you to hang flags and scrims in positions that light stands can't reach.

D210JB
SNAP-IN GRIP HEAD
BLACK JAPANESE VERSION



D230
SUPER CLAMP
GRIP HEAD

0,95kg
2.1lb

This kit includes the D200B Grip Head and the Avenger C1575B Super Clamp.



D220
GRIP HELPER

1,1kg
2.4lb 16mm
5/8"

Just as the name suggests, the Grip Helper is like three Grip Heads in one. Two independent grip heads sandwich a third with a fixed 16mm pin. This system allows multiple light control accessories to mount in front of fixtures without the need for numerous light stands.



D500
20" EXTENSION
GRIP ARM

1,03kg
2.3lb

Normally used in combination with a Grip Head (art. D200) it provides an extended grip point for scrims and flags. Pipe length 51cm (20").

D500B
20" EXTENSION
GRIP ARM
BLACK FINISH VERSION



D520
40" EXTENSION
GRIP ARM

1,28kg
2.8lb

Normally used in combination with a Grip Head (art. D200) it provides an extended grip point for scrims and flags or small lights. Pipe length 102cm (40").

D520B
40" EXTENSION
GRIP ARM
BLACK FINISH VERSION



D530L
40" EXTENSION ARM
AND GRIP HEAD (D200)

2,15kg
4.7lb

Normally used in combination with a Grip Head (art. D200) it provides an extended grip point for scrims and flags or small lights. Pipe length 102cm (40"). It includes D200 Grip Head.

D530LB
40" EXTENSION ARM
AND GRIP HEAD
(D200B)
BLACK FINISH VERSION



D800KIT
GRIP KIT

Set of accessories that work on their own or in combination with stands to support scrims, flags and lighting fixtures to provide precision and secure control. Kit comprises of:
D200B Black Grip Head.
E600 Snap-in 16mm pin.
D520B Black 40" Extension Arm.
C1575B Black Super Clamp.
H4BAG Grip Kit Bag.



D250
GAG GOBO

0,46kg
1lb 16mm
5/8"

This unique double Grip Head system provides the flexibility of a second grip head allowing hundreds of uses including doubling up scrims and flags.



D240
GRIP HEAD
WITH SWIVEL PIN

1,25kg
2.8lb 16mm
5/8" 16mm
5/8" 28mm
1" 1/8

Two famous accessories connected together to assure a wide range of fixing solutions. Attachments:
16mm male pin + 16mm female socket 28mm male pin.



D100
DOUBLE GRIP HEAD

0,87kg
1.9lb

A combination of two sets of Grip Head discs mounted on a steel plate with a 10mm rod with a length of 13,5cm (5.3").




AVCSA1301B
TRIPLE C ROLLER CASE
FOR DETACHABLE
C STAND AND
ACCESSORIES

7,8kg
17.2 lb

Internal Size
height width length
19cm/ 13.8in 35cm/ 7.5in 120cm/ 47.2in

External Size
height width length
40cm/15.7in 28cm/ 11in 128cm/ 50.4in



D420
JUMBO GAG GOBO

1,3kg
2.9lb

This double 10mm (4" 1/2) Grip Head allows for multiple overheads to be used simultaneously.



D400
4" 1/2 JUMBO GRIP
HEAD

2,35kg
5.2lb 28mm
1" 1/8 28mm
1" 1/8

Designed to convert a Junior Stand into an Overhead Stand, the D400 incorporates a 10mm (4" 1/2) Grip Head with a Junior Stud and receiver.

D400B
4" 1/2 JUMBO GRIP
HEAD
BLACK FINISH VERSION



E600
SNAP-IN PIN

16mm
5/8"


Specifically designed to connect Grip Head to Super Clamp. Aluminum made.



D050
SET OF 6
BLUE T-TOPS

Rubber cover gives better grip for 80mm T-handles, even in cold weather.

BABY STANDS



A0010



A0025B



A0040B



A0040CS

A0010
BABY STAND 10

52cm	100cm	47cm	43cm
20.5in	39.4in	18.5in	16.9in

Steel legs and aluminum risers, silver only.
3 sections, 2 risers. Ø: 35, 30, 25 mm.
Leg: 20x20mm. 1 levelling leg.

A0010J
BABY STAND 10
JAPANESE VERSION*

A0017
BABY STAND 17

82cm	175cm	73cm	75cm
32.3in	68.9in	28.7in	29.5in

Steel legs and aluminum risers, silver only.
3 sections, 2 risers. Ø: 35, 30, 25 mm.
Leg: 20x20mm. 1 levelling leg.

* Please note: the Japanese versions of the stands have a 17,5mm female top attachment



17,5mm

STEEL BASE AND ALU COLUMN

A0025B
ALU BABY
STAND 25

98cm	250cm	87cm	87cm
38.6in	98.4in	34.3in	34.3in

Black aluminum stand.
3 sections, 2 risers. Ø: 35, 30, 25, 20mm.
Leg: 20x20mm. 1 levelling leg.

ALUMINUM

A0030B
ALU BABY
STAND 30

113cm	300cm	100cm	100cm
44.5in	118.1in	39.4in	39.4in

Black aluminum stand.
4 sections, 3 risers. Ø: 35, 30, 25, 20mm.
Leg: 20x20mm. 1 levelling leg.

A0035B
ALU BABY
STAND 35

126cm	350cm	112cm	100cm
49.6in	137.8in	44.1in	39.4in

Black aluminum stand.
4 sections, 3 risers. Ø: 35, 30, 25, 20mm.
Leg: 20x20mm. 1 levelling leg.

A0040B
ALU BABY
STAND 40

142cm	400cm	124cm	114cm
55.9in	157.5in	48.8in	44.9in

Black aluminum stand.
4 sections, 3 risers. Ø: 35, 30, 25, 20mm.
Leg: 20x20mm. 1 levelling leg.

A0045B
ALU BABY
STAND 45

154cm	450cm	136cm	114cm
60.6in	177.2in	53.5in	44.9in

Black aluminum stand.
4 sections, 3 risers. Ø: 35, 30, 25, 20mm.
Leg: 20x20mm. 1 levelling leg.

A0030CS
STEEL BABY
STAND 30

113cm	300cm	100cm	100cm
44.5in	118.1in	39.4in	39.4in

Chrome plated steel stand.
4 sections, 3 risers. Ø: 35, 30, 25, 20mm.
Leg: 20x20mm. 1 levelling leg.

A0035CS
STEEL BABY
STAND 35

126cm	350cm	112cm	100cm
49.6in	137.8in	44.1in	39.4in

Chrome plated steel stand.
4 sections, 3 risers. Ø: 35, 30, 25, 20mm.
Leg: 20x20mm. 1 levelling leg.

A0040CS
STEEL BABY
STAND 40

142cm	400cm	124cm	114cm
55.9in	157.5in	48.8in	44.9in

Chrome plated steel stand.
4 sections, 3 risers. Ø: 35, 30, 25, 20mm.
Leg: 20x20mm. 1 levelling leg.

A0045CS
STEEL BABY
STAND 45

154cm	450cm	136cm	114cm
60.6in	177.2in	53.5in	44.9in

Chrome plated steel stand.
4 sections, 3 risers. Ø: 35, 30, 25, 20mm.
Leg: 20x20mm. 1 levelling leg.

STEEL

COMBO STANDS

A1020B	A1035B	A1045B
ALU COMBO STAND 20	ALU COMBO STAND 35	ALU COMBO STAND 45
<div><div><div><div></div></div><div>110cm 43.3in</div></div><div><div><div></div></div><div>198cm 78in</div></div><div><div><div></div></div><div>93cm 36.6in</div></div><div><div><div></div></div><div>80cm 31.5in</div></div><div><div><div></div></div><div>4.9kg 10.8lb</div></div></div> <div><div><div></div></div><div>25kg 55.1lb</div></div> <div><div><div></div></div><div>28mm 1" 1/8</div></div> <div><div><div></div></div><div>16mm 5/8"</div></div> <div><div><div></div></div><div>A9000NB</div></div>	<div><div><div><div></div></div><div>168cm 66.1in</div></div><div><div><div></div></div><div>350cm 137.8in</div></div><div><div><div></div></div><div>142cm 55.9in</div></div><div><div><div></div></div><div>134cm 52.8in</div></div><div><div><div></div></div><div>7kg 15.4lb</div></div></div> <div><div><div></div></div><div>30kg 66.1lb</div></div> <div><div><div></div></div><div>28mm 1" 1/8</div></div> <div><div><div></div></div><div>16mm 5/8"</div></div> <div><div><div></div></div><div>A9000NB</div></div>	<div><div><div><div></div></div><div>179cm 70.5in</div></div><div><div><div></div></div><div>450cm 177.2in</div></div><div><div><div></div></div><div>155cm 61in</div></div><div><div><div></div></div><div>134cm 52.8in</div></div><div><div><div></div></div><div>7kg 15.4lb</div></div></div> <div><div><div></div></div><div>30kg 66.1lb</div></div> <div><div><div></div></div><div>28mm 1" 1/8</div></div> <div><div><div></div></div><div>16mm 5/8"</div></div> <div><div><div></div></div><div>A9000NB</div></div>
Aluminum legs with aluminum risers. 3 sections, 2 risers. Ø: 45, 40, 35mm. Leg: 25x25mm. 1 levelling leg.	Aluminum stand. 3 sections, 2 risers. Ø: 45, 40, 35mm. Leg: 25x25mm. 1 levelling leg.	Aluminum stand. 4 sections, 3 risers. Ø: 45, 40, 35, 30mm. Leg: 25x25mm. 1 levelling leg.

ALUMINUM

A1010CS	A1020CS	A1035CS	A1045CS
STEEL COMBO STAND 10	STEEL COMBO STAND 20	STEEL COMBO STAND 35	STEEL COMBO STAND 45
<div><div><div><div></div></div><div>64cm 25.2in</div></div><div><div><div></div></div><div>100cm 39.4in</div></div><div><div><div></div></div><div>62cm 24.4in</div></div><div><div><div></div></div><div>57cm 22.4in</div></div><div><div><div></div></div><div>4,5kg 9.9lb</div></div></div> <div><div><div></div></div><div>30kg 66.1lb</div></div> <div><div><div></div></div><div>28mm 1" 1/8</div></div> <div><div><div></div></div><div>16mm 5/8"</div></div>	<div><div><div><div></div></div><div>110cm 43.3in</div></div><div><div><div></div></div><div>198cm 78in</div></div><div><div><div></div></div><div>93cm 36.6in</div></div><div><div><div></div></div><div>80cm 31.5in</div></div><div><div><div></div></div><div>7.2kg 15.9lb</div></div></div> <div><div><div></div></div><div>35kg 77.2lb</div></div> <div><div><div></div></div><div>28mm 1" 1/8</div></div> <div><div><div></div></div><div>16mm 5/8"</div></div> <div><div><div></div></div><div>A9000N</div></div>	<div><div><div><div></div></div><div>168cm 66.1in</div></div><div><div><div></div></div><div>350cm 137.8in</div></div><div><div><div></div></div><div>142cm 55.9in</div></div><div><div><div></div></div><div>134cm 52.8in</div></div><div><div><div></div></div><div>12kg 26.5lb</div></div></div> <div><div><div></div></div><div>40kg 88.2lb</div></div> <div><div><div></div></div><div>28mm 1" 1/8</div></div> <div><div><div></div></div><div>16mm 5/8"</div></div> <div><div><div></div></div><div>A9000N</div></div>	<div><div><div><div></div></div><div>179cm 70.5in</div></div><div><div><div></div></div><div>450cm 177.2in</div></div><div><div><div></div></div><div>155cm 61in</div></div><div><div><div></div></div><div>134cm 52.8in</div></div><div><div><div></div></div><div>13kg 28.7lb</div></div></div> <div><div><div></div></div><div>40kg 88.2lb</div></div> <div><div><div></div></div><div>28mm 1" 1/8</div></div> <div><div><div></div></div><div>16mm 5/8"</div></div> <div><div><div></div></div><div>A9000N</div></div>
Chrome steel stand. 2 sections, 1 riser. Ø: 35, 30mm. Leg: 20x20mm. 1 levelling leg.	Chrome steel stand. 3 sections, 2 risers. Ø: 45, 40, 35mm. Leg: 25x25mm. 1 levelling leg.	Chrome steel stand. 3 sections, 2 risers. Ø: 45, 40, 35mm. Leg: 25x25mm. 1 levelling leg.	Chrome steel stand. 4 sections, 3 risers. Ø: 45, 40, 35, 30mm. Leg: 25x25mm. 1 levelling leg.

STEEL

PRODUCTS BELOW ARE AVAILABLE AS OPTIONAL



A9000NB BRAKED WHEELS BLACK FINISH VERSION

<div><div></div><div>3,3kg 7.3lb</div></div>	<div><div></div><div>90kg 198.4lb</div></div>
--	---

Ø: 100mm for 20x20 and 25x25mm.
Square legs. Set of three.

A9000N BRAKED WHEELS



D400 4" 1/2 JUMBO GRIPHEAD

<div><div></div><div>2,35kg 5.2lb</div></div>	<div><div></div><div>28mm 1" 1/8</div></div>	<div><div></div><div>28mm 1" 1/8</div></div>
---	--	--

Designed to convert a Junior Stand into
an Overhead Stand, the D400 incorporates
a 4" 1/2 (10mm) Grip Head with a Junior
Stud and receiver.

D400B 4" 1/2 JUMBO GRIP HEAD BLACK FINISH VERSION



ROLLER STANDS

A5017 ROLLER STAND 17 FOLDING BASE

108cm 42.5in	170cm 66.9in	98cm 38.6in	75cm 29.5in	5,5kg 12.1lb
12kg 26.5lb	16mm 5/8"			

Legs and column in steel, risers in aluminum, complete with wheels.
3 sections, 2 risers. Ø: 35, 30, 25mm.
Leg: 20x20mm.

A5033 ROLLER STAND 33 FOLDING BASE

115cm 45.3in	330cm 129.9in	105cm 41.3in	75cm 29.5in	6,3kg 13.9lb
12kg 26.5lb	16mm 5/8"			

Legs and column in steel, risers in aluminum, complete with wheels.
4 sections, 3 risers. Ø: 35, 30, 25, 20mm.
Leg: 20x40mm.

FOLDING BASE



A5017



A5029

A5029 ROLLER STAND 29 LOW BASE

125cm 49.2in	290cm 114.2in	123cm 48.4in	100cm 39.4in	5,7kg 12.6lb
12kg 26.5lb	16mm 5/8"			

Legs and column in steel, risers in aluminum, complete with wheels.
3 sections, 2 risers. Ø: 35, 30, 25mm.
Leg: 20x20mm.

A5043 ROLLER STAND 43 LOW BASE

146cm 57.5in	430cm 169.3in	135cm 53.1in	106cm 41.7in	6,3kg 13.9lb
12kg 26.5lb	16mm 5/8"			

Legs and column in steel, risers in aluminum, complete with wheels.
4 sections, 3 risers. Ø: 35, 30, 25, 20mm.
Leg: 20x20mm.

LOW BASE

A5012 ROLLER STAND 12 FOLDING BASE

78cm 30.7in	120cm 47.2in	68cm 26.8in	75cm 29.5in	8kg 17.6lb
25kg 55.1lb	28mm 1" 1/8"	16mm 5/8"		

Legs and column in steel, risers in aluminum, complete with wheels.
3 sections, 2 risers. Ø: 45, 40, 35mm.
Leg: 20x40mm.

A5034 ROLLER STAND 34 FOLDING BASE

142cm 55.9in	340cm 133.9in	132cm 52in	75cm 29.5in	10,7kg 23.6lb
20kg 44.1lb	28mm 1" 1/8"	16mm 5/8"		

Legs and column in steel, risers in aluminum, complete with wheels.
4 sections, 3 risers. Ø: 45, 40, 35, 30mm.
Leg: 20x40mm.

FOLDING BASE



A5012



A5036CS

A5036CS ROLLER STAND 36 LOW BASE

156cm 61.4in	360cm 141.7in	130cm 51.2in	140cm 55.1in	13,6kg 30lb
28mm 1" 1/8"	16mm 5/8"			

Chrome steel stand, complete with wheels.
3 sections, 2 risers. Ø: 45, 40, 35mm.
Leg: 25x25mm.

A5042CS ROLLER STAND 42 LOW BASE

166cm 65.4in	420cm 165.4in	142cm 55.9in	150cm 59.1in	15,4kg 34lb
40kg 88.2lb	28mm 1" 1/8"	16mm 5/8"		

Chrome steel stand, complete with wheels.
4 sections, 3 risers. Ø: 45, 40, 35, 30mm.
Leg: 25x25mm.

LOW BASE

BOOM STANDS



A4039CS STEEL BOOM STAND 39

131cm 51.6in	392cm 154.3in	113cm 44.5in	109cm 42.9in	8,4kg 18.5lb
12kg 26.5lb	16mm 5/8"			

Chrome steel stand.
4 sections, 3 risers. Ø: 35, 30, 25, 20mm.
Leg: 20x20mm.
1 levelling leg.

A4041B ALU BOOM STAND 41

139cm 54.7in	413cm 162.6in	124cm 48.8in	129cm 50.8in	4,6kg 10.1lb
10kg 22lb	16mm 5/8"			

Supplied with sandbag counterweight (empty)
for maximum stability and smoothness.
Black aluminum stand.
4 sections, 3 risers. Ø: 35, 30, 25, 20mm.
Leg: 20x20mm.
1 levelling leg.
Min extension boom 113cm (44.5"). Max load 15kg (33.1lb).
Max extension boom 213cm (83.9"). Max load 5kg (11lb).

A4050CS STEEL BOOM STAND 50

188cm 74in	500cm 196.9in	165cm 65in	135cm 53.1in	15kg 33.1lb
30kg 66.1lb	28mm 1" 1/8	16mm 5/8"	A9000N	

Chrome steel stand.
4 sections, 3 risers. Ø: 45, 40, 35, 30mm.
Leg: 25x25mm.
1 levelling leg.
Min extension boom 155cm (61"). Max load 30kg (66.1lb).
Max extension boom 266cm (10.7"). Max load 8kg (17.6lb).

PRODUCTS BELOW ARE AVAILABLE AS OPTIONAL



E700 BABY DROP DOWN PIN

0,62kg 1.4lb	16mm 5/8"	16mm 5/8"

For a more accurate light positioning: it helps keeping
the light in horizontal position independently on the
angle of the boom. Specifically designed to be used
on boom arm with light attachment with 16mm pin.



E710 JUNIOR DROP DOWN PIN

1,32kg 2.9lb	28mm 1" 1/8	28mm 1" 1/8	16mm 5/8"

Same as E700, designed to be used
on boom arm with light attachment
with 28mm bushing.



A9000NB BRAKED WHEELS BLACK FINISH VERSION

3,3kg 7.3lb	90kg 198.4lb

Ø: 100mm for 20x20 and 25x25mm.
Square legs. Set of three.

A9000N BRAKED WHEELS

WIND UP STANDS



B6026CS
WIND UP STAND 26

153cm	261cm	173cm	152cm	19kg
60.2in	102.8in	68.1in	59.8in	41.9lb
45kg	28mm	16mm		
99.2lb	1" 1/8	5/8"		

Chrome steel stand.
2 sections, 1 riser. Ø: 55, 45mm.
Leg Ø: 30mm.
1 levelling leg.



B6030CS
LOW BASE
WIND UP STAND 30

153cm	296cm	175cm	142cm	17.8kg
60.2in	116.5in	68.9in	55.9in	39.2lb
30kg	28mm	16mm		
66.1lb	1" 1/8	5/8"		

Chrome steel stand.
3 sections, 2 risers. Ø: 55, 45, 38mm.
Leg Ø: 30mm.
1 levelling leg.



B6039CS
WIND UP STAND 39



181cm	370cm	201cm	142cm	24kg
71.3in	145.7in	79.1in	55.9in	52.9lb
30kg	28mm	16mm		
66.1lb	1" 1/8	5/8"		

Chrome steel stand.
3 sections, 2 risers. Ø: 55, 45, 38mm.
Leg Ø: 30mm.
1 levelling leg.

SUPER WIND UP STANDS

B6029X STAINLESS LOW BASE SUPER WIND UP 29 STAND

				
140cm	290cm	156cm	130cm	34kg
55.1in	114.2in	61.4in	51.2in	15lb

	
80kg	28mm
176.4lb	1" 1/8

Stainless steel column and legs, chrome steel risers and geared column. 3 sections, 2 risers.
Ø: 70, 60, 50mm. Leg: Ø 35mm. 1 levelling leg.
Features braked wheels 474.




The codes B6029X, B6040X, B7018 are assembled using the foam fill wheels 474.

B6040X STAINLESS STEEL SUPER WIND UP 40 STAND

				
172cm	386cm	196cm	180cm	39kg
67.7in	152in	77.2in	70.9in	86lb

	
80kg	28mm
176.4lb	1" 1/8

Heavy lift stand with strenghtened stainless steel column and legs, chrome steel risers and geared column. 3 sections Ø: 70, 60, 50mm. 2 risers which extended simultaneously at 4,4cm (1.7") per handle turn. Safety cable ensures simultaneous retrieval of all sections. Rapid adjustment. Leg Ø 35mm. 1 levelling leg. Features braked wheels 474.



STRATO SAFE STANDS



B7018



B150-1

B7018 STRATO SAFE STAND 18

105cm	175cm	126cm	120cm	27kg
41.3in	68.9in	49.6in	47.2in	59.5lb
100kg	28mm			
220.5lb	1" 1/8			

Aluminum legs with chrome steel column.
Features braked wheels
2 sections, 1 riser. Ø: 70, 60mm.
Leg: 35x35mm.



B150-1 STRATO SAFE CRANK-UP

190cm	610cm	225cm	213cm	71kg
74.8in	240.2in	88.6in	83.9in	156.5lb
70kg	28mm			
154.3lb	1" 1/8			

Aluminum legs with chrome steel column.
Features braked wheels
5 sections, 4 riser. Ø: 90, 80, 70, 60, 50mm.
Leg: 35x35mm.

B150P-1 STRATO SAFE CRANK-UP WITH PNEUMATIC WHEELS

201cm	621cm	236cm	213cm	93.4kg
79.1in	244.5in	92.9in	83.19in	205.9lb
70kg	28mm			
154.3lb	1" 1/8			

Aluminum legs with chrome steel column.
Features braked wheels
5 sections, 4 riser. Ø: 90, 80, 70, 60, 50mm.
Leg: 35x35mm.



B7043CS-1 STRATO SAFE STAND 43

155cm	427cm	185cm	182cm	60kg
61in	168.1in	72.8in	71.7in	132.3lb
70kg	28mm			
154.3lb	1" 1/8			

Chrome steel stand.
Features braked wheels
4 sections, 3 risers. Ø: 90, 80, 70, 60mm.
Leg: 35x35mm.



B7047CS-1 STRATO SAFE STAND 47

172cm	467cm	209cm	213cm	62kg
67.7in	183.9in	82.3in	83.9in	136.7lb
70kg	28mm			
154.3lb	1" 1/8			

Chrome steel stand complet. Features braked wheels.
3 sections, 2 risers. Ø: 90, 80, 70mm.
Leg: 35x35mm.
Included Wind Brace Kit B9000W.



B9000P PNEUMATIC WHEEL SET FOR STRATO SAFE

Set of 3 braked pneumatic wheels.

B9000 HARD WHEEL SET FOR STRATO SAFE

10kg	70kg
22lb	154.3lb

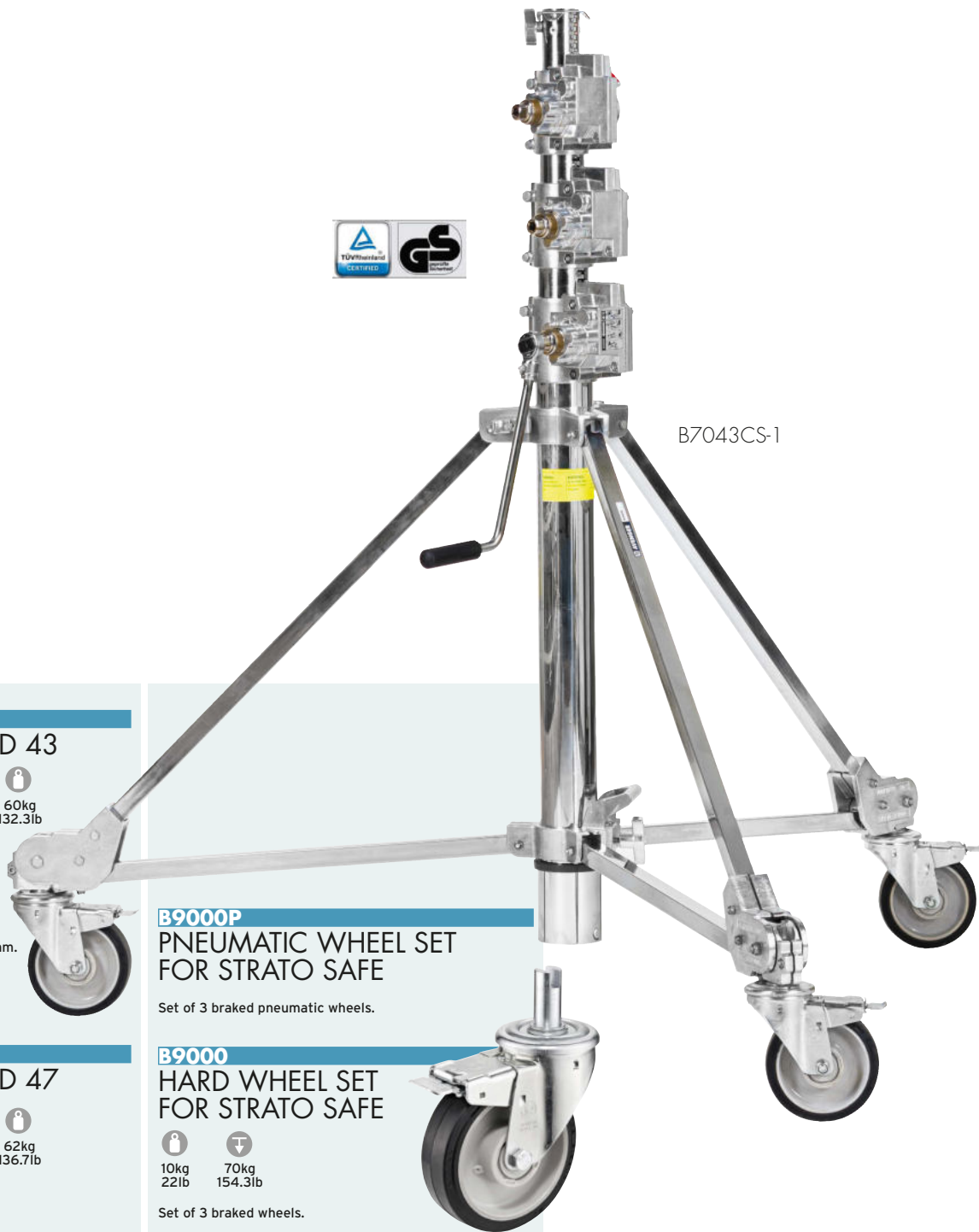
Set of 3 braked wheels.

B70XXFFW FOAM FILL WHEEL SET FOR STRATO SAFE

Set of 3 foam fill wheels.



B7043CS-1



LONG JOHN SILVER STANDS



B7057FF
LONG JOHN SILVER STAND
WITH FOAM FILL WHEELS

177cm 69.7in	570cm 224.4in	224cm 88.2in	240cm 94.5in	85kg 187.4lb
120kg 264.6lb	28mm 1" 1/8			

Heavy duty stand complete with foam fill braked wheels. 5 sections, 4 risers. Includes Wind Brace Kit.



B7034FF
LONG JOHN SILVER
JUNIOR STAND
WITH FOAM FILL WHEELS

127cm 50in	340cm 133.9in	155cm 61in	155cm 61in	70kg 154.3lb
120kg 264.6lb	28mm 1" 1/8			

Heavy duty stand. 4 sections, 3 risers.



OVERHEAD STANDS

A3042CS OVERHEAD STAND 42

143cm	423cm	135cm	129cm	11,8kg
56.3in	166.5in	53.1in	50.8in	26.6lb
40kg	28mm	115mm	A9000N	
88.2lb	1" 1/8	4.5in		

Chrome steel stand.
4 sections, 3 risers. Ø: 45, 40, 35, 30mm.
Leg: 25x25mm.

STANDARD BASE

A3043CS OVERHEAD STAND 43 WITH BRAKED WHEELS

153cm	432cm	150cm	154cm	16kg
60.2in	170.1in	59.1in	60.6in	35.3lb
40kg	28mm	115mm		
88.2lb	1" 1/8	4.5in		

Chrome steel stand complete with braked wheels.
4 sections, 3 risers. Ø: 45, 40, 35, 30mm.
Leg: 25x25mm.

ROLLER BASE

A3059CS OVERHEAD STAND 59

177cm	588cm	167cm	129cm	14kg
69.7in	231.5in	65.7in	50.8in	30.9lb
40kg	28mm	115mm	A9000N	
88.2lb	1" 1/8	4.5in		

Chrome steel stand.
4 sections, 3 risers. Ø: 45, 40, 35, 30mm.
Leg: 25x25mm.

A3058CS OVERHEAD STAND 58 WITH BRAKED WHEELS

186cm	579cm	182cm	154cm	18,3kg
73.2in	228in	71.7in	60.6in	40.3lb
40kg	28mm	115mm		
88.2lb	1" 1/8	4.5in		

Chrome steel stand complete with braked wheels.
4 sections, 3 risers. Ø: 45, 40, 35, 30mm.
Leg: 25x25mm.
Important! Counterweight sandbags must always be used on the legs to ensure safe, stable operation even at full height extension.



A3056CS WIDE BASE OVERHEAD STAND 56

199cm	557cm	195cm	196cm	16,8kg
78.3in	219.3in	76.8in	77.2in	37lb
40kg	28mm	115mm	A9000N	
88.2lb	1" 1/8	4.5in		

Chrome steel stand.
4 sections, 3 risers. Ø: 45, 40, 35, 30mm.
Leg: 25x25mm.
1 levelling leg.

A3065CS WIDE BASE OVERHEAD STAND 65

189cm	638cm	197cm	204cm	21,4kg
74.4in	251.2in	77.6in	80.3in	47.2lb
30kg	28mm	115mm		
66.1lb	1" 1/8	4.5in		

Chrome steel stand.
5 sections, 4 risers. Ø: 50, 45, 40, 35mm.
Leg: 30x30mm.
2 levelling legs.



ACCESSORIES **STANDS**



C626
LONG STEEL STAND
EXTENSION

1,89kg
4.2lb

28mm
1" 1/8

16mm
5/8"

28mm
1" 1/8

Chrome lenght plated steel extension.
Lenght 52cm (20.5").



C624
MEDIUM STEEL STAND
EXTENSION

1,72kg
3.8lb

28mm
1" 1/8

16mm
5/8"

28mm
1" 1/8

Chrome lenght plated steel extension.
Lenght 39cm (15.4").



C622
SMALL STEEL STAND
EXTENSION

1,59kg
3.5lb

28mm
1" 1/8

16mm
5/8"

28mm
1" 1/8

Chrome lenght plated steel extension.
Lenght 28cm (11").



027
STAND HOLDER

2,8kg
7.5lb

Holder for 8 light stands. Width: 115cm (45.3").
Distance between fixing holes: 64.4cm (23.4").
Depth: 19cm (7.5").



087WBK
WIND-BRACING KIT

3 rope wind-bracing kit.
Length: 10m (393.7").
Not supplied with the stand.




A9000NB
BRAKED WHEELS
BLACK FINISH VERSION

3,3kg
7.3lb

90kg
198.4lb

Ø: 100mm for 20x20 and 25x25mm.
Square legs. Set of three.



C590
CONKA BONKA

28mm
1" 1/8

28mm
1" 1/8

Set of 3 Cine extensions.

Long version:
extension 675mm (26.5")
total length 790mm (31.1")
weight 1,75kg (3,86lb).

Medium version:
extension 270mm (10,6")
total length 385mm (15.2").
weight 1,25kg (2,76lb).

Short version:
extension 150mm (5,9")
total length 265mm (10,4")
weight 1,09kg (2,40lb).



G100-2
SMALL SAND BAG

6kg
13.3lb

G200-1
LARGE SAND BAG

10kg
22lb



G300
EXTRA LARGE SAND BAG

35kg
77.2lb

* Please note: sand bags are sold empty

LIGHT CONTROL




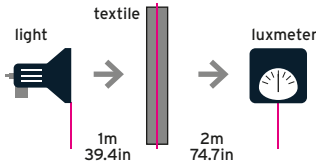
LIGHT CONTROL

FABRIC SPECIFICATION

Fabric	Fabric width [meters]	Light loss [stops]	Scrim colour code
Black Commando (solid)	2	100%	
Black Single Net	7.32	0.7	
Soft Diffuser	1.5	2.5	
Soft Diffuser	1.5	1.8	
Silver / White	1.5	1.4	
Sunfire / Silver	1.5	100%	
Cromakey Green	1.3	100%	
Sunfire / White	1.5	100%	
Silver / Gold	1.1	100%	
Silk (artificial)	1.5	1.6	Yellow
Silk 1/4 Stop (scrim)	2.95	0.8	Blue
China Silk	1.36	1.2	Purple
Black Single (scrims)	7.32	0.8	Green
Black Double (scrims)	7.32	1.5	Red
Black Triple (scrims)	7.32	2.9	Black
White Single (scrims)	7.32	0.7	White
White Double (scrims)	7.32	1	Grey
White Triple (scrims)	7.32	1.6	Brown

FABRIC WIDTH SEAM
 The measures in the column show the maximum width of different fabrics used for our butterfly textile system; you can calculate how many seams the butterfly textile has, depending on the type and size chosen. For example, the Black Commando 20x20ft (600x600cm), with a fabric width of 2m (78.7"), has 2 seams, whereas the Black Single of the same size has no seams.

LIGHT LOSS
 The chart shows the light loss of an incandescent light source. The main light reading is 32 9/10 F Stop. The light loss has been calculated positioning the luxmeter at 2m (8.7") from the light source and the butterfly textile halfway between them.



HIGH QUALITY
 Every item is made with care for all details from cutting to sewing of the material to the frame. A special design of the frame allows perfect 90° corners without losing elasticity of the frame.



SPARE PARTS
 The unique design of our scrims and flags allows them to be repaired easily. A velcro locking system fixes the cover to the frame while a built in pin maintains the perfect tension in the steel wire. To order spare part covers for scrims and flags add the letter "R" in front of the order code. I.e. RI650K is the spare part cover for the item I650K SILK SCRIM.



LABELLING
 A label sewed close the handle will tell you the dimension of the frame in inches and centimetres.

SCRIMS AND COLOUR CODES
 All our scrims are made using high temperature resistance Webbing. We used a colour code system to easily identify the different kind of textile; see table.

Silk (artificial)	Yellow	Black Triple (scrims)	Black
Silk 1/4 Stop	Blue	White Single (scrims)	White
China Silk	Purple	White Double (scrims)	Grey
Black Single (scrims)	Green	White Triple (scrims)	Brown
Black Double (scrims)	Red		

SCRIMS AND FLAGS

Made of steel spring tube combined with unique fabrics, Scrims and Flags are light and strong and cut or soften light with great effects. To achieve the ideal positioning performance of Scrims and Flags, Avenger provides a complete Grip Head system. All textiles are also sold separately as spares in case your originals become damaged.

Fabric	Size (Inches) Size [cm]	12x18 30x45	18x24 45 x 60	24x30 60x75	24x36 60x90	30x36 75x90	48x48 120x120
Solid Black Flag	I 600B		I 650B	I 700B	I 750B	I 780B	I 1024
Black Single Scrim	-		I 650S	-	I 750S	-	I 790S
Black Double Scrim	-		I 650D	-	I 750D	-	I 790D
Black Triple Scrim	-		-	-	I 750T	-	-
White Triple Scrim	-		-	-	-	-	I 790TW
Silk (artificial) Scrim	-		-	-	I 750K		I 790K

IMPORTANT: SPECIAL ORDER ONLY. DELIVERY FROM 8 TO 10 WEEKS.




COLLAPSIBLE SCRIMS AND FLAGS

Innovative and easy to use, this collapsible frame system lets you save space and, at the same time, protect scrims during transport.



Order Notes: Frame & Textile must be ordered separately.

Fabric	Size [cm] Size (Inches)	30x45 12x18	45 x 60 18x24
Black Single Scrim	I 610S	I 660S	
Black Double Scrim	I 610D	-	
Silk (artificial)	I 610K	I 660K	



LIGHT CONTROL

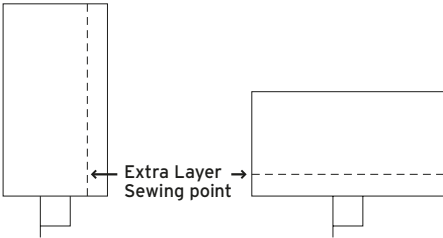
FLOPPIES AND CUTTERS

Fabric	Code	Size [inches]	Size [cm]
Meat Axe Flag	I 1010	30x36	75x90
Cutter	I 1020	10x42	25x106
Cutter	I 1021	18x18	46x120
Floppy Cutter	I 1030	24x72	60x182
Floppy Cutter	I 1031	48x48	120x120

To order spare part covers for floppies and cutters add the letter "R" in front of the order code. I.e. RI1021, is the spare part cover for the item I1021 CUTTER 18x48".



All our flags, floppies and cutters are made using a strong webbing all around the frame, to protect the edges from wear.




Floppies are Cutters made with an additional piece of fabric, which is fixed with velcro and can be unfolded, becoming twice its original size. See drawing to understand where the extra layer is sewed on the frame.



Made of Black Commando fabrics, Cutters and Floppies stop light completely and are used to control or cut illumination sources, whether natural or artificial. They can also be used to protect camera lenses from flare.

OVAL REFLECTORS

Fabric	Size [inches] Size [cm]	48x35 120x90	73x48 185x120
Sunfire / White		-	I 6208
Silver / White		I 4831	
Silver / Gold		I 4834	-



LIGHT CONTROL



D340
CAMERA
FLEXTENSION KIT

 0,6kg
1.3lb

Flextension Arm, with 2 Mini Clamps, 3/8" Adapter, 10mm Socket Adapter, Black Plastic Flag.



I800
BLACK METAL FLAG

 0,3kg
0.7lb

Thickness: 1mm (0.04").



F1504
FOAMCORE FORK 16MM PIN

 0,25kg
0.6lb

 16mm
5/8"

Similar to the F1501, but includes four pointed pins to mount thicker foam core or gator-board. Mounts via a 16mm (5/8") pin.



I43F
FORK

 0,14kg
0.3lb

Fork attachment for styrene gobos: supplied with 1/4" and 3/8" female attachment. Size 12.5x20cm (4.9x7.9").



F1521
50MM (2") POLYHOLDER
WITH 16MM SPIGOT

 2kg
4.4lb

 16mm
5/8"

The polyholder has a 16mm (5/8") spigot. The "board" clamp has two sides, one white for the reflective side of the polystyrene; one black for the black lightstopping side. It doesn't damage the poly. Plate dimensions: 150x220mm (5.9x8.7").



D750
40MM (1.6") TELESCOPIC
POLYHOLDER

 2,5kg
5.5lb

 15kg
33.1lb

 16mm
5/8"

Max size holding: 156cm (61.4").
Folded length: 91cm (35.8").
Polystyrene is one of the most widely used light bouncers, but it's not the easiest material to handle. Now our Polyholder gives you total control. It grips any thickness, is telescopic to hold most full sheet sizes; then just fixes into the lighting Grip Head D200 mounted on a stand or clamp. What could be easier?



F1501
30MM (1.2") POLYHOLDER

 0,8kg
1.8lb

 16mm
5/8"

A foamcore support clamp to enable precise positioning. Mounts via a 16mm (5/8") socket.



I8030CB
MOUNTING STIRRUP
FOR 40" REFLECTOR BOARD

 2,5kg
5.5lb

 16mm
5/8"

Will fit reflector board from 5mm (0.2") to 25mm (1") thickness. Board not supplied.



D705B
LONG COLLAPSIBLE
REFLECTOR HOLDER

 0,8kg
1.8lb

 16mm
5/8"

Long Extension Arm.
Max Length: 185cm (72.8") - Min Length: 66cm (26").



D700B
COLLAPSIBLE REFLECTOR
HOLDER

 0,7kg
1.5lb

 16mm
5/8"

Extension Arm.
Max length: 122cm (48") - Min length: 47cm (18.5").

LIGHT CONTROL

BUTTERFLY TEXTILES

Fabric	Size [cm] Size (feet)	120x120 4x4	240x240 8x8	360x360 12x12	600x600 20x20
Black Commando	-	-	-	-	I 930BL*
Black Single Net	-	-	-	I 920BSN	I 930BSN
Black Double Net	-	-	-	I 920BDN	I 930BDN
Silk (artificial)	-	-	I 915K*	I 920K*	I 930K*
Silk 1/4 Stop	-	-	-	I 920K4*	-
Soft Diffuser (Grid)	I 905SD	-	-	I 920SD*	I 930SD*
Soft Diffuser Light (Light Grid)	-	-	I 915SDL*	I 920SDL*	I 930SDL*
Silver / White	-	-	I 915SW*	I 920SW*	-
White / Gold	-	-	-	-	I 930WG*
Sunfire / Silver	-	-	I 915SUS*	-	-
Cromakey Green	-	-	-	I 920CKG*	I 930CKG*

* Textile obtained by sewing two or more pieces of fabric together.



FOLD AWAY FRAME

Code	Frame Size [feet]	Frame Size [cm]	Tube Thickness [mm]	Frame Support	Transport Dimension [mm]	Weight [kg]
H2006	6x6	183x183	2	Ear Type 2	1915x150x30	6,6
H2008	8x8	244x244	2	Ear Type 2	2525x150x30	11,3
H2010	12x8	366x244	2	Ear Type 2	3740x150x30	14,4
H2012	12x12	366x366	2	Ear Type 2	3740x150x30	17,6




FOLD-OUT AND SET UP
Just fix the frame holder
and it is ready to mount!
To order Ear support alone
use code RH02015.

FOLD-DOWN
AND BRING UP
Need to move the frame
quickly from set to set?
No problem, just remove
the frame holder, fold down
the frame and carry
the frame with the textile
still fitted!

FOLD AWAY FRAME COMPACT

Code	Frame Size [feet]	Frame Size [cm]	Tube Thickness [mm]	Frame Support	Transport Dimension [mm]	Weight [kg]
H2508	8x8	244x244	2	Ear Type 2	1298x165x85	13
H2512	12x12	366x366	2	Ear Type 2	1905x165x85	16



FOLD-DOWN
AND BRING UP
Fold Away Compact is the
evolution of the standard
version. A locking
mechanism allows
the frame to be folded even
smaller for even easier
transportation.



Fabric and stands
are not included



LIGHT CONTROL

LIGHTWEIGHT FRAME

The Avenger Fast-Loc Frame kit is lightweight and quick to set up. The square section aluminum tubes slide and lock together to provide a strong frame which supports lighting control textiles of (6'x6' in size).

Code	Frame Size [feet]	Frame Size [cm]	N. of tubes per side	Tube Length x Thickness mm	Tube Connection	Frame Support	Weight [kg]	Optional Frame Bag
H660	6x6	183x183	1	1205x1.4	insert	Stud Type x2	6,9	H6BAG



Stud Type (code RH01051).

The Manfrotto Butterfly Frames uses two methods of support. Ear and Stud as illustrated.

Ear Type (code RH01016).

Insert tube connection.

MODULAR FRAMES

Heavy Duty 3mm square section tubes-slot and pin-lock together, rapidly providing a stable frame for lighting control textiles. By reducing or adding tubes you can create any frame size.

Code	Modular frame size [feet]	Modular frame size [cm]	N. of tubes per side	Tube Length x Thickness [mm]	Tube Connection	Frame Support	Weight [kg]	Optional Frame Bag
H600M	6x6	183x183	1	1205x3	Pin	Ear Type x2	11,4	H6BAG
			1	610x3				
H800M	8x8	244x244	2	1205x3	Pin	Ear Type x2	13,6	H6BAG
H1200M	12x12	366x366	3	1205x3	Pin	Ear Type x2	19	H6BAG
H2000M	20x20	610x610	5	1205x3	Pin	Ear Type x2	32,6	H6BAG



D.I.Y. BUTTERFLY PIPE CORNER KIT

Pipe specifications for use with the D.I.Y Butterfly Pipe Corner Kit.

Code	Nominal Bore [inches]	Outside Diameter [inches]	Nominal Bore [mm]	Outside Diameter [mm]
H9000	1 1/2"	1 29/32"	38	48.3

This kit give you the possibility of making frames of any dimension, using standard aluminum pipes.



Pipe connection.



SYSTEMS



SYSTEM
PROPERTIES



Gravity Casting: All the strategic aluminum components which have to guarantee safety of the product are made using the Gravity Casting technology. This process excludes any possibility of having air bubbles getting into the casting.



Quick Action Device: This mechanical concept allows an incredible speed in locking and unlocking the clamp's jaws. The Quick Action line of clamps consists of four models that in dimension, load capacity (up to 100kg) and coupling range (up to 50mm).



Multifix: The Multifix feature of the "System" product family offers an incredible range of different attachments. Thank to the Multifix system the user can hang the product in a various ways. The clamps are manufacturer with multi attachment points or a single attachment points available with a variety of different fixing accessories.

max load [kg/lb]

spigot/socket type

12,5mm* or 14mm**
hole

female
16mm - 5/8"

female
28mm - 1" 1/8

		C461 ø 48-52mm			500kg 1102.3lb
C4564 ø 48-52mm C464-1 C4464-1	C4462-1	C4461-1		C4463-1 ø 48-52mm	300kg 661.4lb
		C4465-1			250kg 551.2lb
C263B ø 42-60mm	C462-1			C463-1	200kg 440.9lb
			C339SP ø 40-65mm		150kg 330.7lb
	C210 ø 10-55mm				100kg 220.5lb
	C339UH ø 40-65mm				75kg 165.3lb
	C338 ø 20-52mm				50kg 110.2lb
					40kg 88lb
					15kg 33.1lb
	C150 ø 28-78mm C500 ø 15-80mm	C500 ø 15-80mm			10kg 22lb

M12

male
16mm - 5/8"

male
28mm - 1" 1/8

pulley

eyebolt

C1575B
SUPER CLAMP

0,45kg
1lb

15kg
33.1lb

16mm
5/8"

1/4"

Ideal clamp for Cine, Broadcast or Lighting & Entertainment applications. Clamping system achieved via a metal knob ensuring extra solidity. Works on diameters from 13mm to 55mm.

TUV
SUD

C1575
SUPER CLAMP
 CHROME FINISH VERSION




C1550
HEAVY DUTY SUPER CLAMP

0,45kg
1lb

15kg
33.1lb

16mm
5/8"

1/4"

GC

Extra strong version of Super Clamp because of a special manufacturing process named gravity casting, allowing heavier manipulation. Works on diameters from 13mm to 55mm.




C1525
SKY HOOK

0,8kg
18lb

16mm
5/8"

16mm
5/8"

Gaffer grip with adjustable jaws. Grip from: 25mm to 65mm.




C500
PELICAN GAFFER GRIP

1,4kg
3.1lb

10kg
22lb

16mm
5/8"

16mm
5/8"

16mm
5/8"

GC

Works on diameters from 15mm to 80mm.




C155
SAFETY CABLE
 Diameter 4mm. Length 100cm (39.4").

C155-01
SAFETY CABLE
 Diameter 3,5mm. Length 70cm (27.6").

C155-02
SAFETY CABLE
 Diameter 5mm. Length 70cm (27.6").



54

55

CLAMP SYSTEM

C100

JUNIOR PIPE CLAMP
WITH 28MM SOCKET

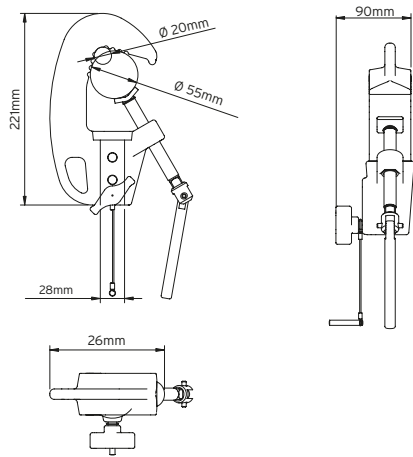
0,21kg
0.5lb

250kg
551.2lb

28mm
1" 1/8

GC

Works on diameters from 20mm to 55mm.



C210

BABY PIPE CLAMP
WITH 16MM STUD

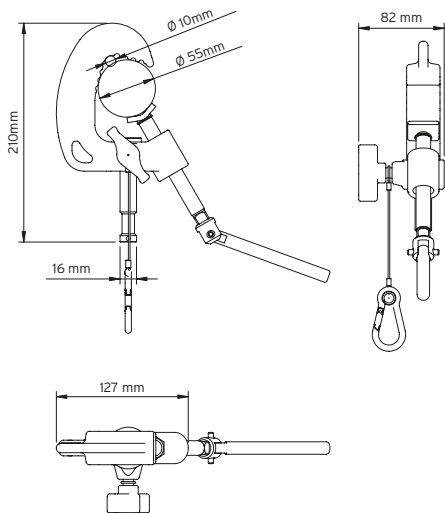
0,62kg
1.4lb

100kg
220lb

16mm
5/8"

GC

Works on diameters from 10mm to 55mm.



C150

SWIVELLING
"C" CLAMP

1,6kg
3.5lb

10/75kg*
22lb
165.3lb

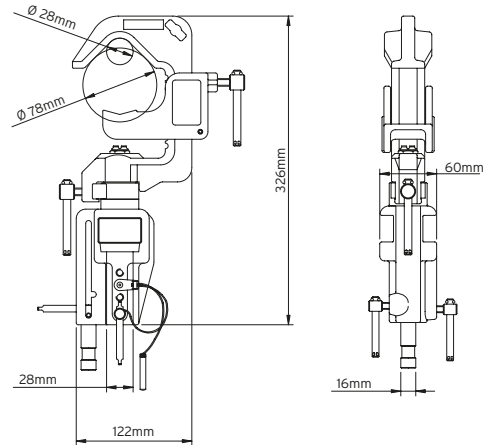
28mm
1" 1/8

16mm
5/8"

GC

Works on diameters from 28mm to 78mm.

* 10kg (22lb) on 16mm (5/8") attachment, 75kg (165.3lb) on 28mm (1" 1/8) attachment.



CLAMP SYSTEM

C337

28MM BUSHING QUICK ACTION JUNIOR CLAMP

1,43kg

3.2lb


100kg

220.5lb

28mm

1" 1/8

Made in gravity cast aluminum, this clamp is ideal to hang all types of luminaries in TV studios and theaters. Its incredible "coupling range" sets almost no limitations to its capability to clamp to almost all the industry standard pipe diameters. To meet all safety requirements, we have designed a dedicated slot for flexible steel safety cables. Supplied with T-top padded handle to improve grip. Pipe size 40-70mm.



C338

16MM PIN QUICK ACTION BABY CLAMP

0,9kg

2lb

50kg

110.2lb

16mm

5/8"

Very slim and lightweight, this version has been designed for small luminaries, virtually unlimited in application. To meet all safety requirements, we have designed a dedicated slot for flexible steel safety cables. Pipe size 20-52mm.

C345-1

BARREL CLAMP

0,9kg

2lb

40/300kg*

88.2lb

661.4lb

28mm

1" 1/8

16mm

5/8"

16mm


5/8"

1/4"

GC

Works on diameters from 42mm to 52mm.

* 40kg (88.2lb) on 16mm (5/8") attachment, 300kg (661.4lb) on 28mm (1" 1/8) attachment.



C345K-1

BARREL CLAMP AND KNOB

0,95kg

2.1lb

40/300kg*

88.2lb

661.4lb

28mm

1" 1/8

16mm

5/8"

16mm


5/8"

1/4"

GC

Works on diameters from 42mm to 52mm.

* 40kg (88.2lb) on 16mm (5/8") attachment, 300kg (661.4lb) on 28mm (1" 1/8) attachment.



C345BK

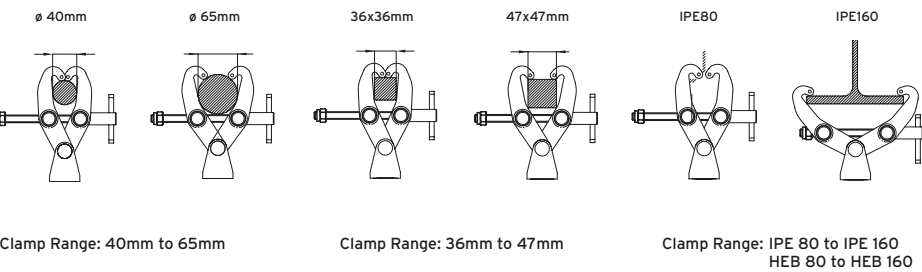
BARREL CLAMP AND KNOB

BLACK FINISH VERSION

58

59

CLAMP SYSTEM



The Grab Clamp is flexible and fast to use thanks to its pincer jaw design and rapid locking and release mechanism. It can be fixed to a wider range of supports than traditional clamps and is suitable for use in TV, video and photographic studios, theatres and rigging structures. The Grab Clamp will hold all kinds of lights, scenery, monitors and much more besides. The Grab Clamp has been designed to be mounted on a wide range of beams, pipes and bars, whether round, square or rectangular in section. It needs no adapter - just open and clamp it.

C339
GRAB CLAMP

1,2kg
2.6lb

150kg
330.7lb

12,5mm
hole

Supplied without attachment, but with a 12,5mm hole for custom fixings.



C339BB
GRAB CLAMP
WITH 16MM BUSHING

1,35kg
3lb

50kg
110.2lb

28mm
1" 1/8

Comes with 16mm bushing complete with push button for extra-safe attachment.



C339UH
DOUBLE
GRIP HEAD

1,95kg
4.3lb

75kg
165.3lb

28mm
1" 1/8

16mm
5/8"

Provided with a universal fixed (non-rotating) head.



C339SP
GRAB CLAMP
WITH SPINNING PULLEY

1,65kg
3.6lb

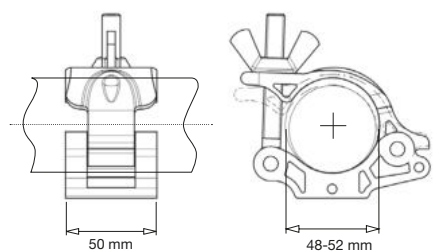
150kg
330.7lb

pulley


Fitted with a 100mm diameter pulley to offer a quick and robust hanging point for TV and theatre sceneries.



LP EYE COUPLER SYSTEM



EYE COUPLER family: safer, easier to use and lighter, with the reliability and high performance that you expect from Manfrotto. The new high-performance EYE COUPLER range has been developed with professional users' needs in mind. Improved safety, full TÜV certification, optimised ergonomic and unique design are the key features of new EYE COUPLERS, developed for professionals in entertainment and film industries.



C460-1 LP EYE COUPLER

0,36kg
0.8lb

220kg
485lb

13mm
hole

The base model of LP Eye Coupler for any customised application.




C461-1 LP EYE COUPLER WITH 28MM TV SPIGOT

0,57kg
1.3lb

220kg
485lb

28mm
1" 1/8

Supplied with 28mm spigot for TV/broadcast luminaires.



C464-1 LP EYE COUPLER WITH M12 BOLT PLUS NUT

0,40kg
0.9lb

300kg
661.4lb

M12x27

Supplied with M12 bolt and nut for custom solutions.



C465-1 LP EYE COUPLER WITH 28MM BUSHING

0,84kg
1.3lb

220kg
485lb

28mm
1" 1/8

Designed with 28mm bushing suitable for 2K+stirrup luminaires.



C462-1 LP EYE COUPLER WITH 16MM SPIGOT

0,41kg
0.9lb

220kg
485lb

16mm
5/8"

Designed with 16mm spigot suitable for lightweight luminaires.



C463-1 LP EYE COUPLER WITH LIFTING RING

0,55kg
1.2lb

220kg
485lb

eyebolt

Provided with lifting ring for multipurpose use with chains, wires and ropes.



C481-1 90° FIXED LP EYE COUPLER

0,76kg
1.7lb

300kg
661.4lb

Twin couplers fixed at 90° for firm, quick and easy interconnection for truss, bars or pipes.



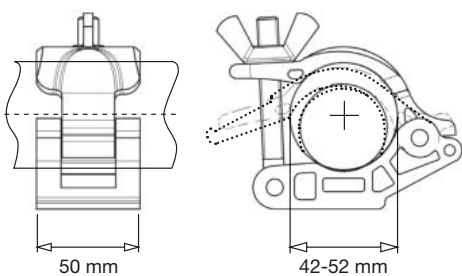
C482-1 SWIVEL LP EYE COUPLER

0,76kg
1.7lb

300kg
661.4lb

Twin couplers free to rotate 360° for firm, quick and easy interconnection for truss, bars or pipes.

MP EYE COUPLER SYSTEM



MP EYE COUPLERS: wider clamp range from 42 to 52mm and special flattened shape of lower jaw.



C4460-1 MP EYE COUPLER

0,39kg
0.9lb 300kg
661.4lb 12,5mm
hole

The base model of MP Eye Coupler for any customised application.



C4461-1 MP EYE COUPLER WITH 28MM TV SPIGOT

0,60kg
1.3lb 300kg
661.4lb 28mm
1" 1/8


Supplied with 28mm spigot for TV/broadcast luminaires.



C4462-1 MP EYE COUPLER WITH 16MM SPIGOT

0,44kg
1lb 300kg
661.4lb 16mm
5/8"

Designed with 16mm spigot suitable for lightweight luminaires.



C4469 MP EYE COUPLER WITH 16MM BUSHING

0,52kg
1.1lb 500kg
1102.3lb 16mm
5/8"

Supplied with 16mm spigot for light fixing accessories.



C4482 SWIVEL MP EYE COUPLER

0,81kg
1.8lb


Twin couplers free to rotate 360° for firm, quick and easy coupling of trusses, bars or pipes.



C4485 MP EYE COUPLER SWIVEL AND TILT TRUSS SUPPORT 150-250

2,78kg
6.1lb 28mm
1" 1/8


Truss Support Coupler with a tilt/swivel connection to the stand pin. It avoids torsion and mounting problems when lifting a truss using two stands simultaneously. Min. Lenght 150mm (5.9"). Max. Lenght 250mm (9.8").



C4463-1 MP EYE COUPLER WITH LIFTING RING

0,58kg
1.3lb 300kg
661.4lb eyebolt


Provided with lifting ring for multipurpose use with chains, wires and ropes.



C4464-1 MP EYE COUPLER WITH M12 BOLT PLUS NUT

0,43kg
0.9lb 300kg
661.4lb M12x27

Twin couplers fixed parallel for firm, quick and easy interconnection for truss, bars or pipes.



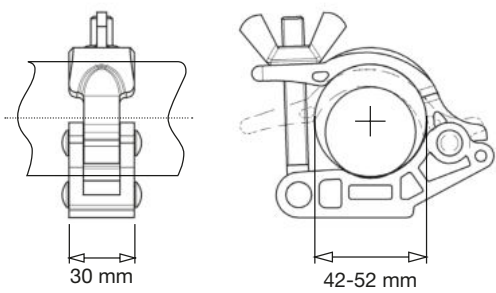
C4465-1 MP EYE COUPLER WITH 28MM BUSHING

0,87kg
1.9lb 250kg
485lb 28mm
1" 1/8

Designed with 28mm bushing suitable for 2K+ stirrup luminaires.



MP EYE COUPLER **SYSTEM**



MP SLIM EYE COUPLERS: same features as MP coupler, but narrower in profile and lighter in weight.



C4560-1 SLIM MP EYE COUPLER

0,26kg 180kg 12,5mm
0.6lb 396.8lb hole

The base model of MP slimlight version Eye Coupler.



C4564-1 MP EYE COUPLER 12MM BOLT + NUT

0,3kg 300kg M12x27mm
0.6lb 661.4lb

Supplied with M12 bolt and nut for custom solutions.



TELESCOPIC HANGER SYSTEM

C825
TELESCOPIC HANGER
WITH UNIVERSAL HEAD

121cm
47.6in

201cm
79.1in

5,1kg
11.2lb

10/40kg
22/
88.2lb

28mm
1" 1/8

16mm
5/8"

Max load with 16mm (5/8") spigot, 10/40kg (22/88.2lb).
Max load with 28mm (1" 1/8) socket, 40kg (88.2lb).

C827
LONG TELESCOPIC HANGER
WITH UNIVERSAL HEAD

212cm
83.5in

381cm
150in

6,8kg
15lb

10/40kg
22/
88.2lb

28mm
1" 1/8

16mm
5/8"

Max load with 16mm (5/8") spigot, 10/40kg (22/88.2lb).
Max load with 28mm (1" 1/8) socket, 40kg (88.2lb).



C820
TELESCOPIC HANGER
WITH STIRRUP

117cm
46.1in

197cm
77.6in

5,4kg
11.9lb

40kg
88.2lb

Luminaire attachment - Stirrup Ø 40mm.

C822
LONG TELESCOPIC HANGER
WITH STIRRUP

210cm
82.7in

379cm
149.2in

6,8kg
15lb

40kg
88.2lb

Luminaire attachment - Stirrup Ø 40mm.



C888UH
TELESCOPIC HANGER
WITH UNIVERSAL HEAD

76cm
29.9in

161cm
63.4in

5,6kg
12.3lb

10/40kg
22/
88.2lb

28mm
1" 1/8

16mm
5/8"

Max load with 16mm (5/8") spigot, 10/40kg (22/88.2lb).
Max load with 28mm (1" 1/8) socket, 40kg (88.2lb).



LIGHTING BOOMS SYSTEM



D570
EXTENSION ARM
WITH SWIVEL PIN

1,1kg 16mm
2.4lb 5/8"

Arm length: 91cm (33.8").
16mm (5/8") female stand attachment.



D600
MINI BOOM

3,6kg 16mm
7.9lb 5/8"

Min extension 117cm (46.6").
Max load 30kg (66.1lb).
Max extension 212cm (83.5").
Max load 7kg (15.4lb).
16mm (5/8") female stand attachment.

D600CB
MINI BOOM
BLACK CHROME FINISH VERSION



D650
JUNIOR BOOM ARM

14,8kg 28mm 16mm
32.6lb 1" 1/8 5/8"

Min extension 163cm (64.2").
Max load 40kg (88.2lb).
Max extension 300cm (118.1").
Max load 10kg (22lb).
28mm (1" 1/8) male stand attachment.

PRODUCTS BELOW ARE AVAILABLE AS OPTIONAL



172
MINI
COUNTERWEIGHT

1,3kg
2.9lb



023
L-PESO

4,3kg
9.5lb

022
G-PESO

6,7kg
14.8lb

AUTOPOLE SYSTEM

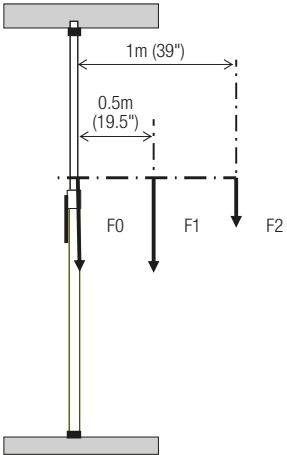
AUTOPOLE

Unique cantilever single action locking system exerts pressure to securely wedge the rubber suction cup ends in place. Cantilever system incorporates safety lock.

Floor to ceiling, or wall to wall fixing for strong vertical or horizontal support of lighting.

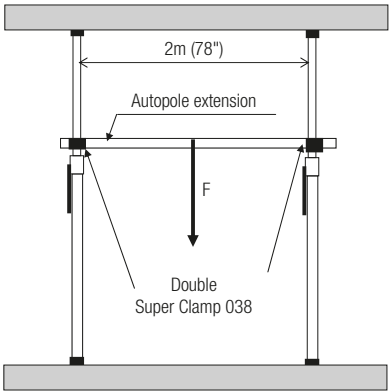
LOADING LIMITS

The following figures are valid for use with rigid floors and ceilings, and with the protection-cups mounted on the suction-cups.



F0: maximum axial load
F1: maximum load with 0.5m (19.5") arm
F2: maximum load with 1m (39") arm

Models	Load		
	F0	F1	F2
032	30kg / 66lb	30kg / 66lb	15kg / 33lb
076	30kg / 66lb	30kg / 66lb	15kg / 33lb
077	30kg / 66lb	30kg / 66lb	15kg / 33lb
432-2.7	24kg / 52lb	24kg / 52lb	12kg / 26lb
432-3.7	24kg / 52lb	24kg / 52lb	12kg / 26lb



Models	Load
	F
032	20kg / 44lb
076	20kg / 44lb
077	20kg / 44lb
432-2.7	20kg / 44lb
432-3.7	20kg / 44lb

077
AUTOPOLE

1,5kg
3.3lb
Extends from 100cm (39.4") to 170cm 66.9").
Pole Ø: 45mm and 40mm.

077B
AUTOPOLE
BLACK FINISH VERSION

076
AUTOPOLE

1,83kg
4lb
Extends from 150cm (59.1") to 270cm (106.3").
Pole Ø: 45mm and 40mm.

076B
AUTOPOLE
BLACK FINISH VERSION

032
AUTOPOLE

2,2kg
4.9lb
Extends from 210cm 82.7") to 370cm (145.7").
Pole Ø: 45mm and 40mm.

032B
AUTOPOLE
BLACK FINISH VERSION



077



076



032

432-2.7
AUTOPOLE 2

2,23kg
4.9lb
Two position variable thrust.
Extends from 150cm (59.1") to 270cm (106").
Pole Ø: 45mm and 40mm.

432-2.7B
AUTOPOLE 2
BLACK FINISH VERSION

432-3.7
AUTOPOLE 2

2,6kg
5.7lb
Two position variable thrust. Extends
from 210cm (82.7") to 370cm (145.7").
Pole Ø: 45mm and 40mm.

432-3.7B
AUTOPOLE 2
BLACK FINISH VERSION

332-3.7B
MINI AUTOPOLE
BLACK FINISH VERSION



432-2.7



432-3.7



332-3.7B

AUTOPOLE SYSTEM

AUTOPOLE ACCESSORIES



032BASE AUTOPOLE BASE

1,2cm 86cm 126kg
2.6in 33.9in 49.6lb

For tubes: Ø 45mm.
Legs Ø: 22mm.

032BASEB AUTOPOLE BASE BLACK FINISH VERSION

032SPL AUTOPOLE SPIRIT LEVEL

ESpirit level for use on Autopole®, or on tubes of 25mm to 60mm diameter.



032PC AUTOPOLE PROTECTION CAPS

Set of four protection caps for rubber feet with inner hole.
Ø: 16.5mm.
Suitable for use with all Autopoles except Midi Autopole® 332 and Mini Pole 170.



034 EXTENSION TUBE

0,53kg
1.2lb

Autopole® Extension tube. Ø: 40mm.
Length: 1,5m (59.1").
Suitable for Autopole2® and Autopole®.

034B EXTENSION TUBE BLACK FINISH VERSION

033 EXTENSION TUBE

0,69kg
1.5lb

Autopole® Extension tube. Ø: 40mm.
Length: 2m (78.7").
Suitable for Autopole2® and Autopole®.

033B EXTENSION TUBE BLACK FINISH VERSION

170 MINI POLE

0,87kg
1.9lb

Spring loaded mini pole.
Extends from 175cm (68.9") to 330cm (129.9).
Post Ø: 25mm and 28mm.

170 MINI POLE BLACK FINISH VERSION



034

033

170


ARMS SYSTEM



F900
BABY TRIPLE HEADER
5X16MM PIN / 16MM SOCKET

1,3kg
2,9lb

Length: 65cm (25.6").



F600
BABY OFFSET ARM/TWIN
16MM PIN / 16MM SOCKET

0,7kg
1,5lb

16mm
5/8"

16mm
5/8"

Length: 38cm (15").



F100
JUNIOR OFFSET ARM
28MM PIN / 28MM SOCKET

1,5kg
3,3lb

28mm
1" 1/8

28mm
1" 1/8

Length: 50cm (19.7").



F1200
COLUMN ARM

3,1kg
6,8lb

10kg
22lb

16mm
5/8"

28mm
1" 1/8

Length: 51cm (20.1").



D244N
VARIABLE FRICTION ARM

1,06kg
2,3lb

3kg
6,6lb

16mm
5/8"

16mm
5/8"

3/8" thread

1/4" thread

Articulated arm with large locking knob to lock all 3 movements.

PUMP CUP SYSTEM



F1000
PUMP CUP WITH 16MM
BABY SWIVEL SPIGOT

1,1kg 2,4lb
2kg 4,4lb
16mm 5/8"

Ideal for mounting small lights and camera systems onto flat, non-porous surfaces such as glass. A perfect tool for rigging car shoots.



F1100
PUMP CUP WITH 16MM
BABY FIXED SPIGOT

0,7kg 1,5lb
2kg 4,4lb
16mm 5/8"

Like the F1000, but with a fixed baby pin for added stability.



F809
BABY PLATE WITH 90° PIN

0,65kg 1,4lb
16mm 5/8"

When a light stand or a clamp cannot be used to support fixtures, this baby plate with a right angle can be mounted on the wall.



F301
BABY WALL PLATE

0,4kg 0,9lb
16mm 5/8"

Baby plates allow for the quick mounting of fixtures in places where light stands and clamps cannot be used.



F300
JUNIOR WALL PLATE

0,68kg 1,5lb
28mm 1" 1/8

A wall plate with a junior receiver to mount larger fixtures.



F810
BABY PLATE WITH 16MM
SWIVEL SPIGOT

0,8kg 1,8lb
16mm 5/8"

Unique to the Avenger line, this baby plate allows fixtures to be fine-tuned with the built in swiveling baby pin.



F800
3" BABY WALL PLATE

0,4kg 0,9lb
16mm 5/8"

Baby plates allow for the quick mounting of fixtures in places where light stands and clamps cannot be used. Length 3".



F805
6" BABY WALL PLATE

0,72kg 1,6lb
16mm 5/8"

Baby plates allow for the quick mounting of fixtures in places where light stands and clamps cannot be used. Length 6".



F808
9" BABY WALL PLATE

0,85kg 1,9lb
16mm 5/8"

Baby plates allow for the quick mounting of fixtures in places where light stands and clamps cannot be used. Length 9".

ACCESSORIES



ACCESSORIES

027

STAND HOLDER

2,8kg
5.7lb

Holder for 8 light stands.
Width: 115cm.
Distance between fixing holes: 64.4cm.
Depth: 19cm.

A9000NB

BRAKED WHEELS
BLACK FINISH VERSION

3,3kg
7.3lb

90kg
198.4lb

Ø: 100mm for 25x25mm
square legs. Set of three.

A9000N
BRAKED WHEELS

C155

SAFETY CABLE

Diameter 4mm. Length 100cm (39.4").

C155-01

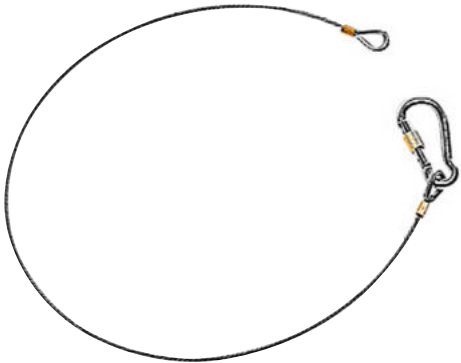
SAFETY CABLE

Diameter 3,5mm. Length 70cm (27.6").

C155-02

SAFETY CABLE

Diameter 5mm. Length 70cm (27.6").



16mm - 5/8" FEMALE ADAPTERS

All measurements shown are metric
unless otherwise stated.

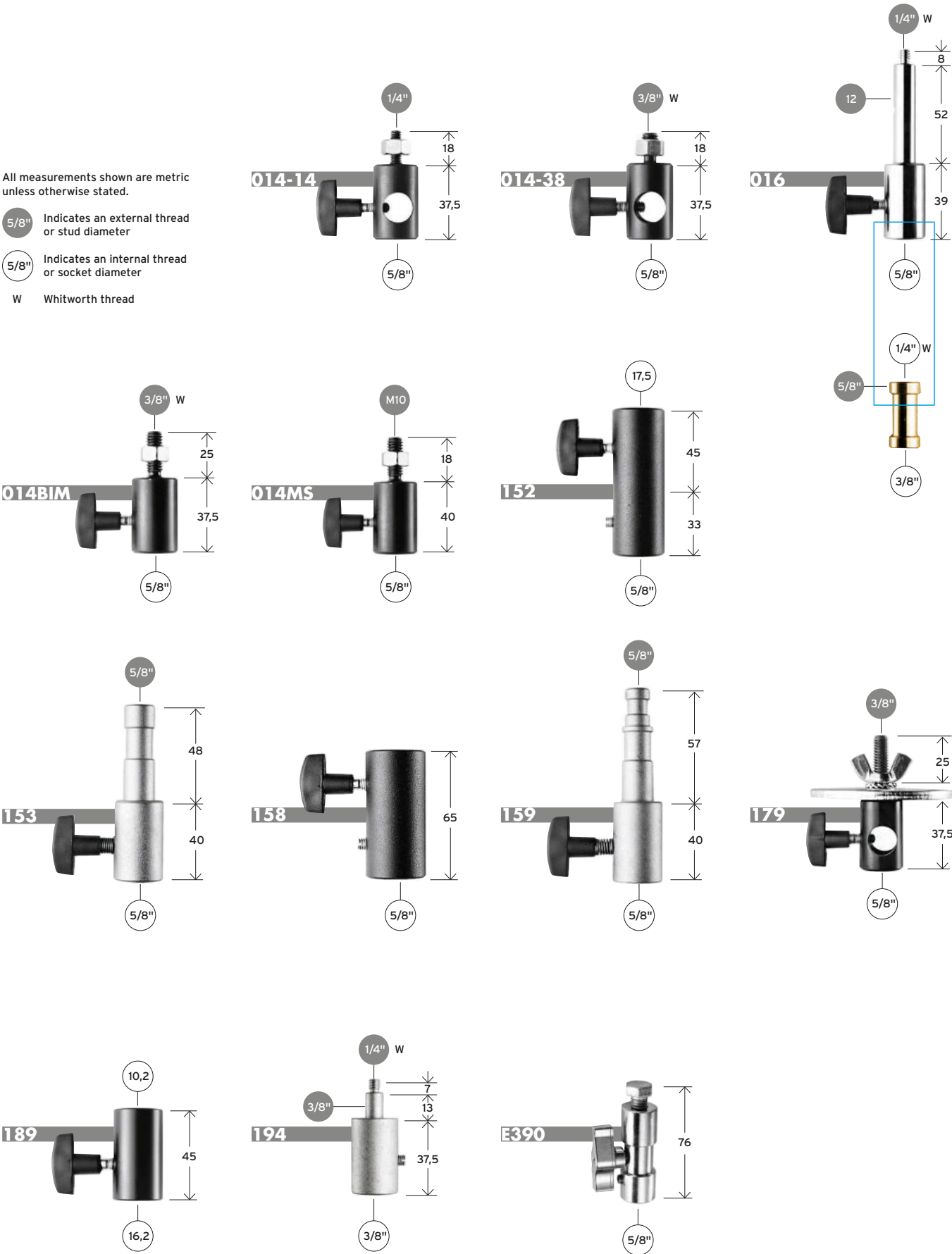
5/8"

 Indicates an external thread
or stud diameter

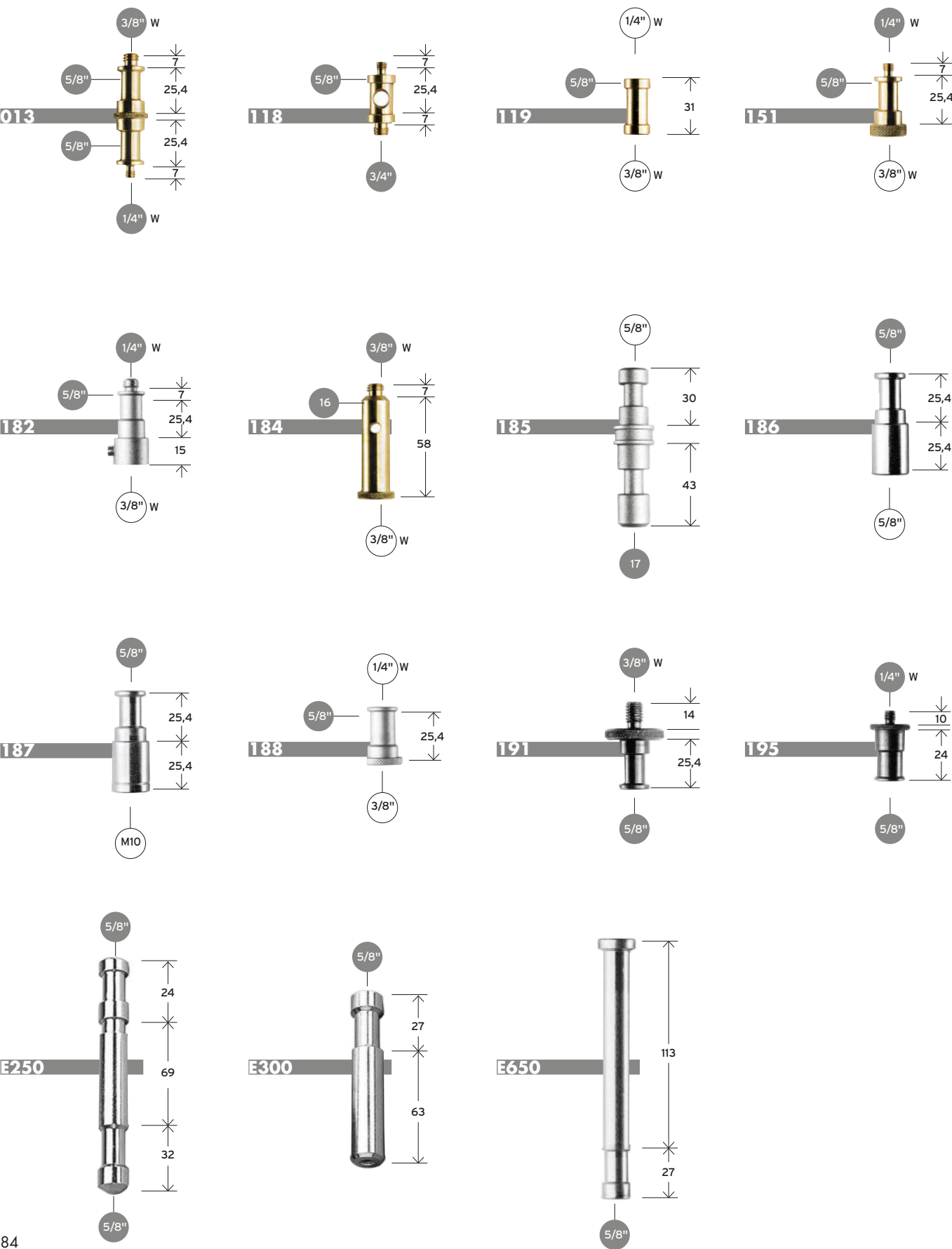
5/8"

 Indicates an internal thread
or socket diameter

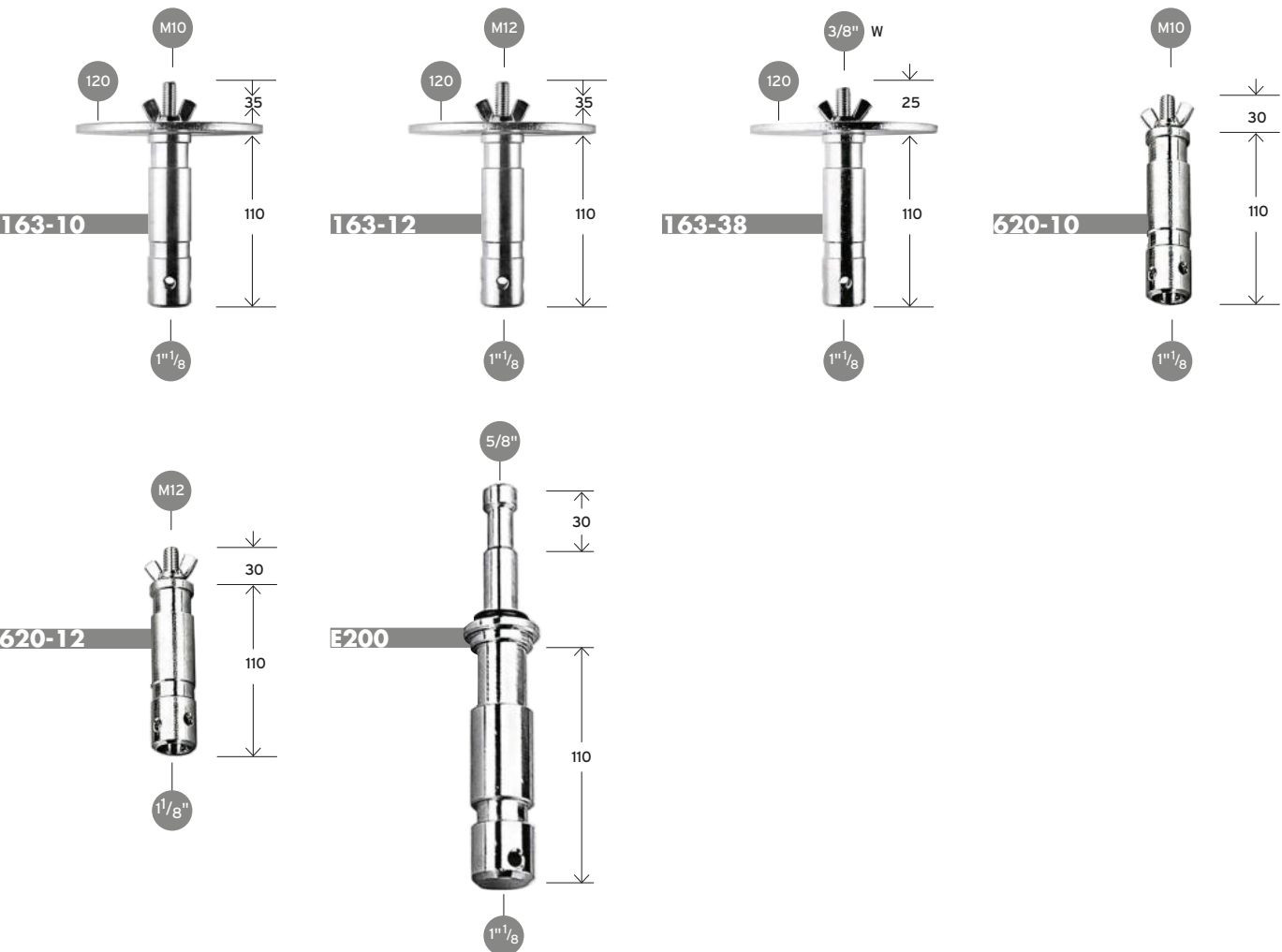
W Whitworth thread



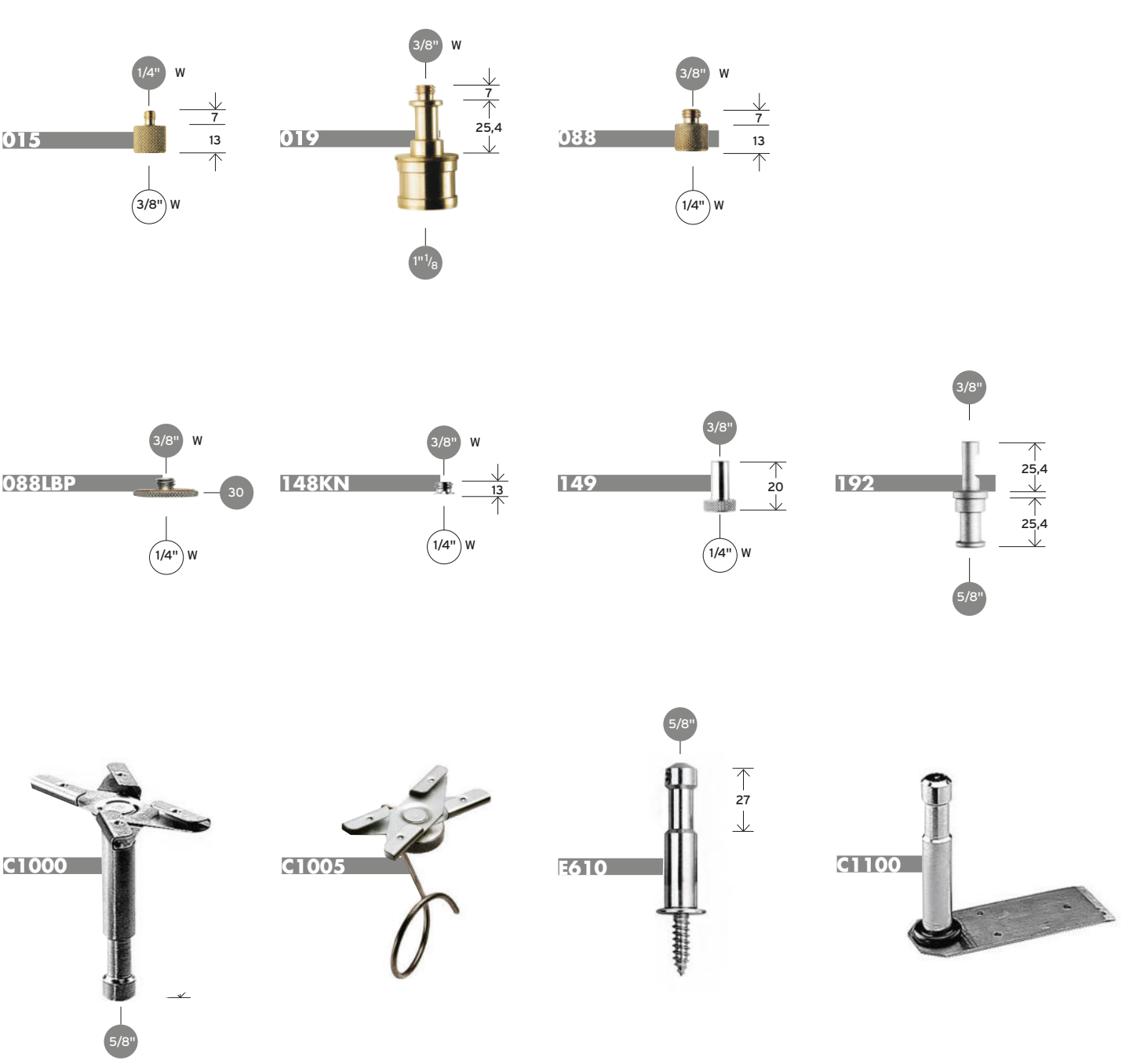
16mm 5/8" MALE ADAPTERS



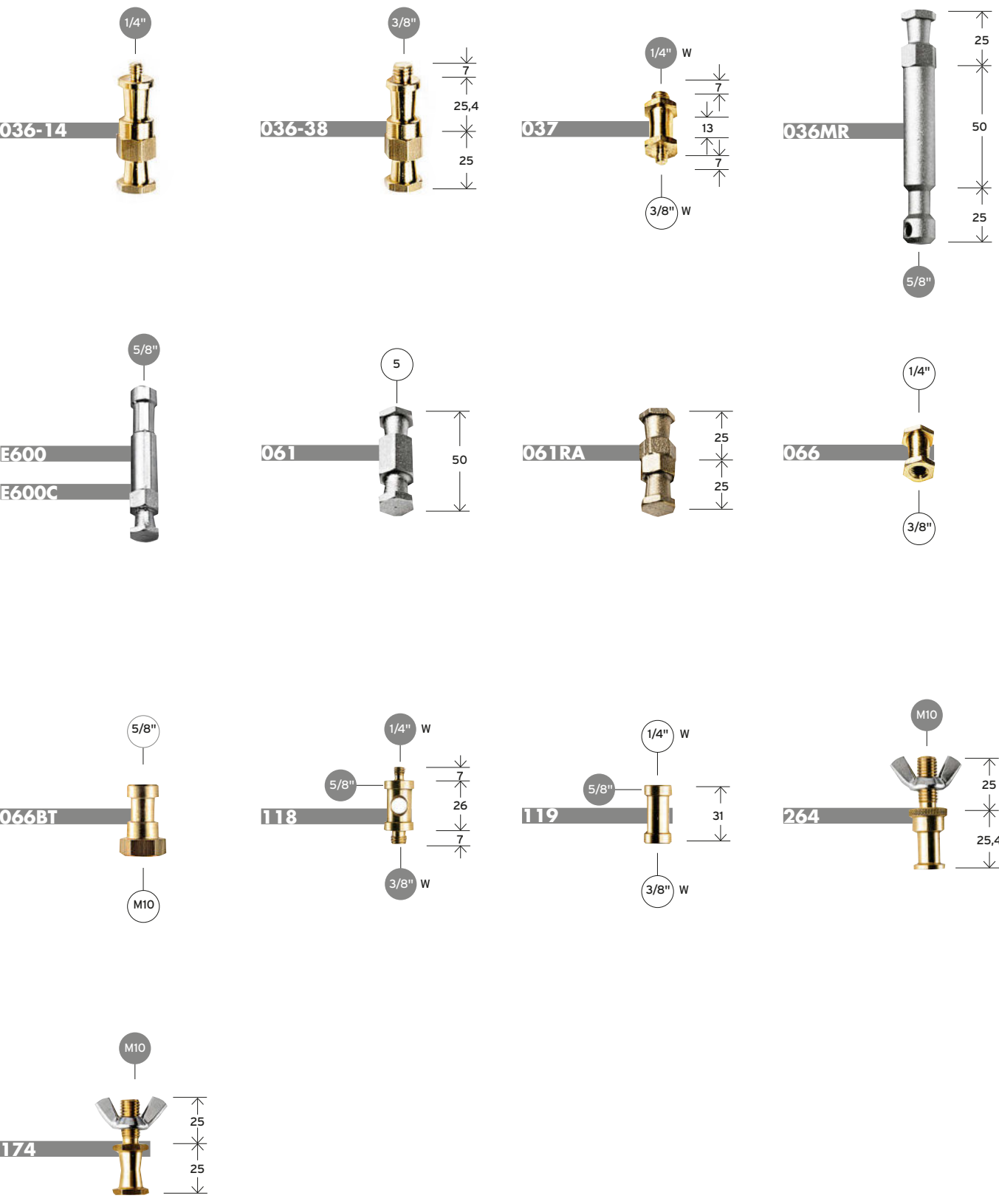
28mm 1" 1/8 MALE ADAPTERS



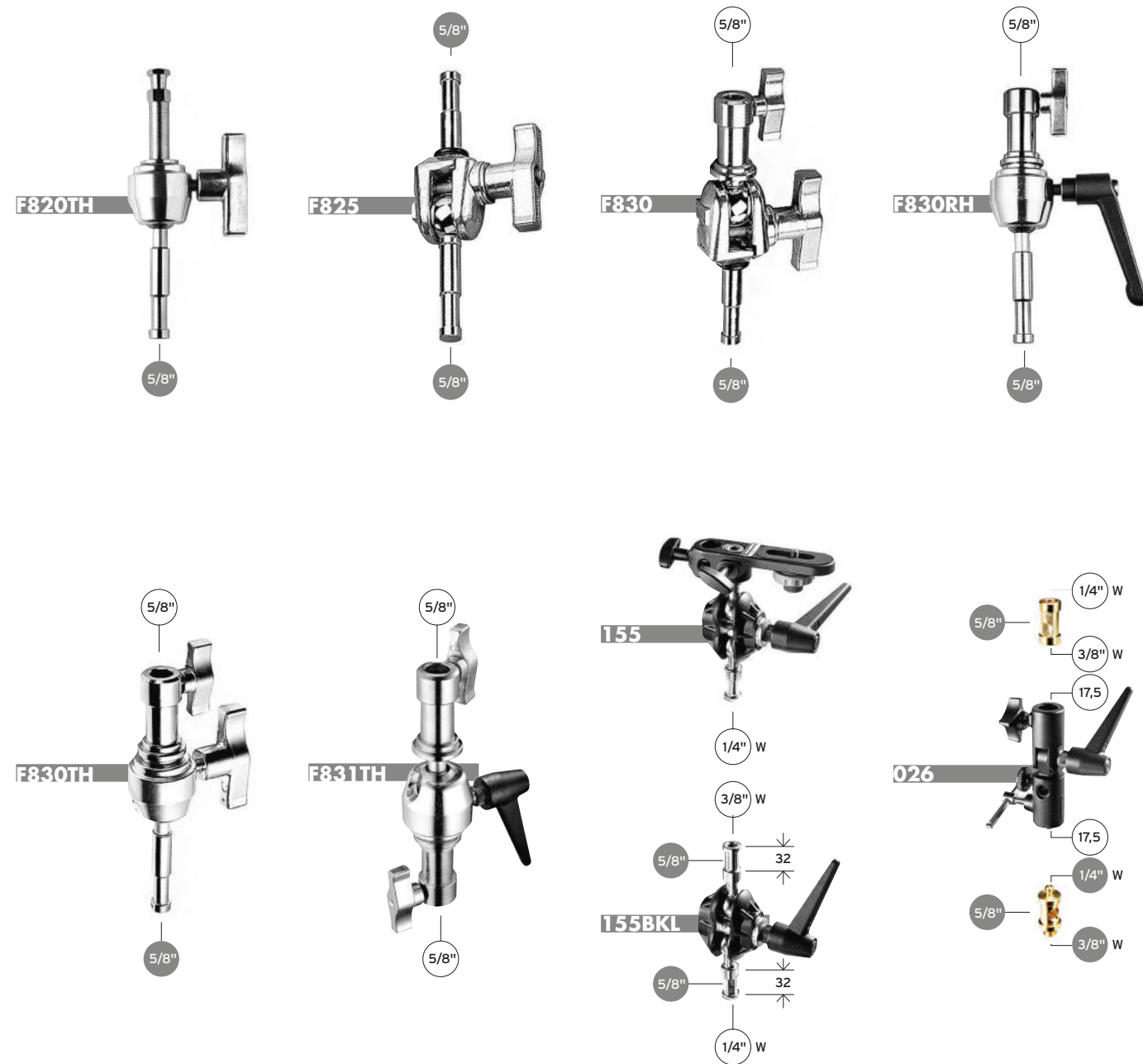
SPECIAL ADAPTERS



SUPER CLAMP ADAPTERS



SWIVELLING ADAPTERS



NOTE

[illegible]

INDEX

art	description	page
013	16MM MALE ADAPTER	84
014-14	16MM FEMALE ADAPTER	83
014-38	16MM FEMALE ADAPTER	83
014BIM	16MM FEMALE ADAPTER	83
014M5	16MM FEMALE ADAPTER	83
015	SPECIAL ADAPTER	86
016	16MM FEMALE ADAPTER	83
019	SPECIAL ADAPTER	86
022	G-PESO	71
023	L-PESO	71
026	SWIVELLING ADAPTER	88
027	STAND HOLDER	37, 82
032	AUTOPOLE	72
032B	AUTOPOLE BLACK FINISH VERSION	72
032BASE	AUTOPOLE BASE	74
032BASEB	AUTOPOLE BASE BLACK FINISH VERSION	74
032PC	AUTOPOLE PROTECTION CAPS	74
0325PL	AUTOPOLE SPIRIT LEVEL	74
033	EXTENSION TUBE	75
033B	EXTENSION TUBE BLACK FINISH VERSION	75
034	EXTENSION TUBE	75
034B	EXTENSION TUBE BLACK FINISH VERSION	75
036-14	SUPER CLAMP ADAPTER	87
036-38	SUPER CLAMP ADAPTER	87
036MR	SUPER CLAMP ADAPTER	87
037	SUPER CLAMP ADAPTER	87
061	SUPER CLAMP ADAPTER	87
061RA	SUPER CLAMP ADAPTER	87
066	SUPER CLAMP ADAPTER	87
066BT	SUPER CLAMP ADAPTER	87
076	AUTOPOLE	72
076B	AUTOPOLE BLACK FINISH VERSION	72
077	AUTOPOLE	72
077B	AUTOPOLE BLACK FINISH VERSION	72
087WBK	WINDBRACING KIT	37
088	SPECIAL ADAPTER	86
088LBP	SPECIAL ADAPTER	86
118	16MM MALE ADAPTER	84, 87
119	16MM MALE ADAPTER	84, 87
143F	FORK	44
148KN	SPECIAL ADAPTER	86
149	SPECIAL ADAPTER	86
151	16MM MALE ADAPTER	84
152	16MM FEMALE ADAPTER	83
153	16MM FEMALE ADAPTER	83
155	SWIVELLING ADAPTER	88
155BKL	SWIVELLING ADAPTER	88
158	16MM FEMALE ADAPTER	83
159	16MM FEMALE ADAPTER	83
163-10	28MM MALE ADAPTER	85
163-12	28MM MALE ADAPTER	85
163-38	28MM MALE ADAPTER	85
170	MINI POLE	75
170B	MINI POLE BLACK FINISH VERSION	75
172	MINI COUNTERWEIGHT	71
174	SUPER CLAMP ADAPTER	87
179	16MM FEMALE ADAPTER	83
182	16MM MALE ADAPTER	84
184	16MM MALE ADAPTER	84
185	16MM MALE ADAPTER	84
186	16MM MALE ADAPTER	84

art	description	page
187	16MM MALE ADAPTER	84
188	16MM MALE ADAPTER	84
189	16MM FEMALE ADAPTER	83
191	16MM MALE ADAPTER	84
192	SPECIAL ADAPTER	86
194	16MM FEMALE ADAPTER	83
195	16MM MALE ADAPTER	84
264	SUPER CLAMP ADAPTER	87
332-3.7	MINI AUTOPOLE	73
432-2.7	AUTOPOLE 2	73
432-2.7B	AUTOPOLE 2 BLACK FINISH VERSION	73
432-3.7	AUTOPOLE 2	73
432-3.7B	AUTOPOLE 2 BLACK FINISH VERSION	73
620-10	28MM MALE ADAPTER	85
620-12	28MM MALE ADAPTER	85
A0010	BABY STAND 10	18
A0010J	BABY STAND 10 JAPANESE VERSION	18
A0017	BABY STAND 17	18
A0025B	ALL BABY STAND 25	18
A0030B	ALL BABY STAND 30	19
A0030CS	STEEL BABY STAND 30	19
A0035B	ALL BABY STAND 35	19
A0035CS	STEEL BABY STAND 35	19
A0040B	ALL BABY STAND 40	19
A0040CS	STEEL BABY STAND 40	19
A0045B	ALL BABY STAND 45	19
A0045CS	STEEL BABY STAND 45	19
A1010CS	STEEL COMBO STAND 10	20
A1020B	ALL COMBO STAND 20	20
A1020CS	STEEL COMBO STAND 20	20
A1035B	ALL COMBO STAND 35	20
A1035CS	STEEL COMBO STAND 35	20
A1045B	ALL COMBO STAND 45	20
A1045CS	STEEL COMBO STAND 45	20
A2007	C-STAND MINI BASE CHROME FINISH VERSION	12
A2007CB	C-STAND MINI BASE BLACK CHROME FINISH VERSION	12
A2009	C-STAND BASE CHROME FINISH VERSION	12
A2009CB	C-STAND BASE BLACK CHROME FINISH VERSION	12
A2014	C-STAND COLUMN 14 CHROME FINISH VERSION	12
A2014CB	C-STAND COLUMN 14 BLACK CHROME FINISH VERSION	12
A2016D	C-STAND 16 DETACHABLE CHROME FINISH VERSION	10
A2016DCB	C-STAND 16 DETACHABLE BLACK CHROME FINISH VERSION	10
A2018F	C-STAND 18 CHROME FINISH VERSION	11
A2018L	C-STAND 18 SLIDING LEG CHROME FINISH VERSION	11
A2018LCB	C-STAND 18 SLIDING LEG BLACK CHROME FINISH VERSION	11
A2018LJ	C-STAND 18 SLIDING LEG CHROME FINISH JAPANESE VERSION	11
A2018LJCB	C-STAND 18 SLIDING LEG BLACK CHROME FINISH JAPANESE VERSION	11
A2020	C-STAND COLUMN 20 CHROME FINISH VERSION	12
A2020CB	C-STAND COLUMN 20 BLACK CHROME FINISH VERSION	12
A2020JCB	C-STAND COLUMN 20 BLACK CHROME FINISH JAPANESE VERSION	12
A2022D	C-STAND 22 DETACHABLE CHROME FINISH VERSION	10
A2022DCB	C-STAND 22 DETACHABLE BLACK CHROME FINISH VERSION	10
A2025F	C-STAND 25 CHROME FINISH VERSION	11
A2025L	C-STAND 25 SLIDING LEG CHROME FINISH VERSION	11
A2025LCB	C-STAND 25 SLIDING LEG BLACK CHROME FINISH VERSION	11
A2025LJ	C-STAND 25 SLIDING LEG CHROME FINISH JAPANESE VERSION	11
A2029	C-STAND COLUMN 29 CHROME FINISH VERSION	12
A2029CB	C-STAND COLUMN 29 BLACK CHROME FINISH VERSION	12

art	description	page
A2030D	C-STAND 30 DETACHABLE CHROME FINISH VERSION	10
A2030DCB	C-STAND 30 DETACHABLE BLACK CHROME FINISH VERSION	10
A2030DCBKIT	C-STAND KIT 30 DETACHABLE BLACK CHROME FINISH VERSION	13
A2030DKIT	C-STAND KIT 30 DETACHABLE CHROME FINISH VERSION	13
A2033F	C-STAND 33 CHROME FINISH VERSION	11
A2033FCB	C-STAND 33 BLACK CHROME FINISH VERSION	11
A2033FCBKIT	C-STAND KIT 33 BLACK CHROME FINISH VERSION	13
A2033FKIT	C-STAND KIT 33 CHROME FINISH VERSION	13
A2033L	C-STAND 33 SLIDING LEG CHROME FINISH VERSION	11
A2033LCB	C-STAND 33 SLIDING LEG BLACK CHROME FINISH VERSION	11
A2033LJ	C-STAND 33 SLIDING LEG CHROME FINISH JAPANESE VERSION	11
A2033LJKIT	C-STAND KIT 33 SLIDING LEG CHROME FINISH VERSION	13
A2033LJCB	C-STAND 33 SLIDING LEG BLACK CHROME FINISH JAPANESE VERSION	11
A3042CS	OVERHEAD STAND 42	34
A3043CS	OVERHEAD STAND 43 WITH BRAKED WHEELS	34
A3056CS	WIDE BASE OVERHEAD STAND 56	35
A3058CS	OVERHEAD STAND 58 WITH BRAKED WHEELS	34
A3059CS	OVERHEAD STAND 59	34
A3065CS	WIDE BASE OVERHEAD STAND 65	35
A4039CS	STEEL BOOM STAND 39	24
A4041B	ALL BOOM STAND 41	24
A4050CS	STEEL BOOM STAND 50	25
A5012	ROLLER STAND 12 FOLDING BASE	23
A5017	ROLLER STAND 17 FOLDING BASE	22
A5029	ROLLER STAND 29 LOW BASE	22
A5033	ROLLER STAND 33 FOLDING BASE	22
A5034	ROLLER STAND 34 LOW BASE	23
A5034CS	ROLLER STAND 34 LOW BASE	23
A5042CS	ROLLER STAND 42 LOW BASE	23
A5043	ROLLER STAND 43 LOW BASE	22
A9000N	BRAKED WHEELS BLACK FINISH VERSION	20, 25, 37, 82
A9000NB	BRAKED WHEELS BLACK FINISH VERSION	20, 25, 37, 82
AVCSA1301B	TRIPLE C ROLLER CASE FOR DETACHABLE C STAND AND ACCESSORIES	16
B150-1	STRATO SAFE CRANK-UP	30
B150P-1	STRATO SAFE CRANK-UP WITH FILLED WHEELS	30
B6026CS	WIND UP STAND 26	26
B6029X	STAINLESS LOW BASE SUPER WIND UP 29 STAND	28
B6030CS	LOW BASE WIND UP STAND 30	27
B6039CS	WIND UP STAND 39	27
B6040X	STAINLESS STEEL SUPER WIND UP 40 STAND	29
B70XXFFW	FOAM FILL WHEEL SET FOR STRATO SAFE	31
B7018	STRATO SAFE STAND 18	30
B7034FF	LONG JOHN SILVER JUNIOR STAND WITH FOAM FILL WHEELS	33
B7043CS-1	STRATO SAFE STAND 43	31
B7047CS-1	STRATO SAFE STAND 47	31
B7057FF	LONG JOHN SILVER STAND WITH FOAM FILL WHEELS	32
B9000	HARD WHEEL SET FOR STRATO SAFE	31
B9000P	PNEUMATIC WHEEL SET FOR STRATO SAFE	31
C100	JUNIOR PIPE CLAMP WITH 28MM SOCKET	52, 56
C150	SWIVELLING "C" CLAMP	57
C155	SAFETY CABLE	55, 82
C155-01	SAFETY CABLE	55, 82
C155-02	SAFETY CABLE	55, 82
C210	BABY PIPE CLAMP WITH 16MM STUD	56
C263B	BLACK EYE CLAMP-WINGNUT	53
C337	28MM BUSHING QUICK ACTION JUNIOR CLAMP	58
C338	16MM PIN QUICK ACTION BABY CLAMP	58
C339	GRAB CLAMP	60
C339BB	GRAB CLAMP WITH 16MM BUSHING	60


art	description	page
C339SP	GRAB CLAMP WITH SPINNING PULLEY	61
C339UH	DOUBIE GRIP HEAD	61
C345-1	BARREL CLAMP	59
C345BK-1	BARREL CLAMP AND KNOB BLACK FINISH VERSION	59
C345K	BARREL CLAMP AND KNOB	59
C460-1	IP EYE COUPLER	62
C461-1	IP EYE COUPLER WITH 28MM TV SPIGOT	62
C462-1	IP EYE COUPLER WITH 16MM SPIGOT	62
C463-1	IP EYE COUPLER WITH LIFTING RING	62
C464-1	IP EYE COUPLER WITH M12 BOLT PLUS NUT	63
C465-1	IP EYE COUPLER WITH 28MM BUSHING	63
C481-1	90° FIXED IP EYE COUPLER	63
C482-1	SWIVEL IP EYE COUPLER	63
C500	PELICAN GAFFER GRIP	55
C590	CONKA BONKA	36
C622	SMALL STEEL STAND EXTENSION	36
C624	MEDIUM STEEL STAND EXTENSION	36
C626	LONG STEEL STAND EXTENSION	36
C820	TELESCOPIC HANGER WITH STIRRUP	68
C822	LONG TELESCOPIC HANGER WITH STIRRUP	68
C825	TELESCOPIC HANGER WITH UNIVERSAL HEAD	68
C827	LONG TELESCOPIC HANGER WITH UNIVERSAL HEAD	68
C888UH	TELESCOPIC HANGER WITH UNIVERSAL HEAD	69
C1000	SPECIAL ADAPTER	86
C1005	SPECIAL ADAPTER	86
C1100	SPECIAL ADAPTER	86
C1525	SKY HOOK	55
C1550	HEAVY DUTY SUPER CLAMP	54
C1575B	SUPER CLAMP	54
C4460-1	MP EYE COUPLER	64
C4461-1	MP EYE COUPLER WITH 28MM TV SPIGOT	64
C4462-1	MP EYE COUPLER WITH 16MM SPIGOT	64
C4463-1	MP EYE COUPLER WITH LIFTING RING	64
C4464-1	MP EYE COUPLER WITH M12 BOLT PLUS NUT	64
C4465-1	MP EYE COUPLER WITH 28MM BUSHING	64
C4469	MP EYE COUPLER WITH 16MM BUSHING	65
C4482	SWIVEL MP EYE COUPLER	65
C4485	MP EYE COUPLER SWIVEL AND TILT TRUSS SUPPORT 150-250	65
C4486	MP EYE COUPLER SWIVEL AND TILT TRUSS SUPPORT 200-400	65
C4560-1	SUM MP EYE COUPLER	66
C4564-1	MP EYE COUPLER 12MM BOLT + NUT	66
D050	SET OF 6 BLUE T-TOPS	17
D100	DOUBIE GRIP HEAD	16
D200	2 1⁄8 GRIP HEAD	16
D200B	2 1⁄8 GRIP HEAD BLACK FINISH VERSION	16
D210J	2 1⁄8 GRIP HEAD JAPANESE VERSION	16
D210JB	2 1⁄8 GRIP HEAD BLACK JAPANESE VERSION	16
D220	GRIP HELPER	16
D230	SUPER CLAMP GRIP HEAD	16
D240	GRIP HEAD WITH SWIVEL PIN	16
D244N	VARIABLE FRICTION ARM	77
D250	GAG GOBO	16
D340	CAMERA FLEXTENTION KIT	44
D400	4 1⁄8 JUMBO GRIP HEAD	17, 20
D400B	4 1⁄8 JUMBO GRIP HEAD BLACK FINISH VERSION	17, 20
D420	JUMBO GAG GOBO	17
D500	20" EXTENSION GRIP ARM	17
D500B	20" EXTENSION GRIP ARM BLACK FINISH VERSION	17
D520	40" EXTENSION GRIP ARM	17
D520B	40" EXTENSION GRIP ARM BLACK FINISH VERSION	17
D530L	40" EXTENSION ARM AND GRIP HEAD (D200)	17

art	description	page
D530LB	40" EXTENSION ARM AND GRIP HEAD (D200B) BLACK FINISH VERSION	17
D570	EXTENSION ARM WITH SWIVEL PIN	70
D600	MINI BOOM	70
D600CB	MINI BOOM BLACK CHROME FINISH VERSION	70
D650	JUNIOR BOOM ARM	70
D700B	COLLAPSIBLE REFLECTOR HOLDER	45
D705B	LONG COLLAPSIBLE REFLECTOR HOLDER	45
D750	40MM (1.6") TELESCOPIC POLYHOLDER	45
D800KIT	GRIP KIT	17
E200	28MM MALE ADAPTER	85
E250	16MM MALE ADAPTER	84
E300	16MM MALE ADAPTER	84
E390	16MM FEMALE ADAPTER	83
E600	SNAPIN PIN	17, 87
E600C	SNAPIN PIN STEEL VERSION	17, 87
E610	SPECIAL ADAPTER	86
E650	16MM MALE ADAPTER	84
E700	BABY DROP DOWN PIN	25
E710	JUNIOR DROP DOWN PIN	25
F100	JUNIOR OFFSET ARM 28MM PIN / 28MM SOCKET	77
F300	JUNIOR WALL PLATE	79
F301	BABY WALL PLATE	79
F600	BABY OFFSET ARM/TWIN 16MM PIN / 16MM SOCKET	77
F800	3" BABY WALL PLATE	78
F805	6" BABY WALL PLATE	78
F808	9" BABY WALL PLATE	78
F809	BABY PLATE WITH 90° PIN	78
F810	BABY PLATE WITH 16MM SWIVEL SPIGOT	79
F820TH	SWIVELLING ADAPTER	88
F825	SWIVELLING ADAPTER	88
F830	SWIVELLING ADAPTER	88
F830RH	SWIVELLING ADAPTER	88
F830TH	SWIVELLING ADAPTER	88
F831TH	SWIVELLING ADAPTER	88
F1000	PUMP CLIP WITH 16MM BABY SWIVEL SPIGOT	78
F1100	PUMP CLIP WITH 16MM BABY FIXED SPIGOT	78
F1200	COLUMN ARM	76
F1501	30MM (1.2") POLYHOLDER	45
F1504	FOAMCORE FORK 16MM PIN	44
F1521	50MM (2") POLYHOLDER WITH 16MM SPIGOT	45
F9000	BABY TRIPLE HEADER 5X16MM PIN/16MM SOCKET	76
G100-2	SMALL SAND BAG	37
G200-1	LARGE SAND BAG	37
G300	EXTRA LARGE SAND BAG	37
H600M	MODULAR FRAME 6X6'	48
H660	LIGHTWEIGHT FRAME 6X6'	48
H800M	MODULAR FRAME 8X8'	48
H1200M	MODULAR FRAME 12X12'	48
H2000M	MODULAR FRAME 20X20'	48
H2006	FOLD AWAY FRAME 6X6'	47
H2008	FOLD AWAY FRAME 8X8'	47
H2010	FOLD AWAY FRAME 12X8'	47
H2012	FOLD AWAY FRAME 12X12'	47
H2508	FOLD AWAY FRAME COMPACT 8X8'	47
H2512	FOLD AWAY FRAME COMPACT 12X12'	47
H9000	D.I.Y. BUTTERFLY PIPE CORNER KIT	49
I 600B	SOLID BLACK FLAG 12X18"	40
I 610D	BLACK DOUBLE SCRIM 30X45"	41
I 610S	BLACK SINGLE SCRIM 30X45"	41
I 610K	SILK (ARTIFICIAL) 30X45"	41
I 650B	SOLID BLACK FLAG 18X24"	40


art	description	page
I 650D	BLACK DOUBLE SCRIM 18X24"	40
I 650S	BLACK SINGLE SCRIM 18X24"	40
II 651	CLOSED FRAME ONLY 18X24"	40
I 660K	SILK (ARTIFICIAL) SCRIM 45X60"	41
I 660S	BLACK SINGLE SCRIM 45X60"	41
I 700B	SOLID BLACK FLAG 24X30"	40
I 750B	SOLID BLACK FLAG 24X36"	40
I 750D	BLACK DOUBLE SCRIM 24X36"	40
I 750K	SILK (ARTIFICIAL) SCRIM 24X36"	40
I 750S	BLACK SINGLE SCRIM 24X36"	40
I 750T	BLACK TRIPLE SCRIM 24X36"	40
I 751	CLOSED FRAME ONLY 24X36"	40
I 780B	SOLID BLACK FLAG 30X36"	40
I 790D	BLACK DOUBLE SCRIM 48X48"	40
I 790K	SILK (ARTIFICIAL) SCRIM 48X48"	40
I 790S	BLACK SINGLE SCRIM 48X48"	40
I 790TW	WHITE TRIPLE SCRIM 48X48"	40
I 800	BLACK METAL FLAG	44
I 830CB	MOUNTING STIRRUP FOR 40" REFLECTOR BOARD	45
I 905SD	SOFT DIFFUSER (GRID) BUTTERFLY TEXTILE 4X4'	46
I 915K	SILK (ARTIFICIAL) BUTTERFLY TEXTILE 8X8'	46
I 915SDL	SOFT DIFFUSER LIGHT (LIGHT GRID) BUTTERFLY TEXTILE 8X8'	46
I 915SW	SILVER/WHITE BUTTERFLY TEXTILE 8X8'	46
I 920BDN	BLACK DOUBLE NET BUTTERFLY TEXTILE 12X12'	46
I 920BSN	BLACK SINGLE NET BUTTERFLY TEXTILE 12X12'	46
I 920CKG	CROMAKEY GREEN BUTTERFLY TEXTILE 12X12'	46
I 920K	SILK (ARTIFICIAL) BUTTERFLY TEXTILE 12X12'	46
I 920K4	SILK 1/4 STOP BUTTERFLY TEXTILE 12X12'	46
I 920SD	SOFT DIFFUSER (GRID) BUTTERFLY TEXTILE 12X12'	46
I 920SDL	SOFT DIFFUSER LIGHT (LIGHT GRID) BUTTERFLY TEXTILE 12X12'	46
I 920SW	SILVER/WHITE BUTTERFLY TEXTILE 12X12'	46
I 930BDN	BLACK DOUBLE NET BUTTERFLY TEXTILE 20X20'	46
I 930BL	BLACK COMMANDO BUTTERFLY TEXTILE 20X20'	46
I 930BSN	BLACK SINGLE NET BUTTERFLY TEXTILE 20X20'	46
I 930CKG	CROMAKEY GREEN BUTTERFLY TEXTILE 20X20'	46
I 930K	SILK (ARTIFICIAL) BUTTERFLY TEXTILE 20X20'	46
I 930SD	SOFT DIFFUSER (GRID) BUTTERFLY TEXTILE 20X20'	46
I 930SDL	SOFT DIFFUSER LIGHT (LIGHT GRID) BUTTERFLY TEXTILE 20X20'	46
I 920WG	WHITE/GOLD BUTTERFLY TEXTILE 20X20'	46
I 1010	MEAT AXE FLAG 30X36"	42
I 1020	CUTTER 10X42"	42
I 1021	CUTTER 18X18"	42
I 1024	SOLID BLACK FLAG 48X48"	40
I 1030	FLOPPY CUTTER 24X72"	42
I 1031	FLOPPY CUTTER 48X48"	42
I 4831	SILVER/WHITE OVAL REFLECTOR 48X35"	43
I 4834	SILVER/GOLD OVAL REFLECTOR 48X35"	43
I 6208	SUNFIRE/WHITE OVAL REFLECTOR 73X48"	43
I8030CB	MOUNTING STIRRUP FOR 40" REFLECTOR BOARD	45

KEY TO SYMBOLS

 Minimum height

 Maximum height


 Closed length


 Footprint diameter


 Weight

 Spigot size

 Socket size

 Grip head size

 Suggested wheels

 Maximum evenly distributed load on level ground

 Gravity cast

 TÜV SUD Certification

Avenger products are warranted to be fit for the purpose for which they have been designed, and to be free from defects in materials and workmanship.

AVENGER “STANDARD LIMITED WARRANTY”.
The validity period of the Standard Limited Warranty is defined by applicable law in the country, state or region where the product is sold.
The instruction manual accompanying the product should be read carefully and the safety instructions followed to avoid accident or damage to the product or its user.
This warranty does not cover any defects or costs caused by misuse and subsequent damage.
Misuse is defined by, but not limited to, the cases described here below:

Modification, alteration, repair or service of this product by anyone other than an Avenger authorized agent.

Physical abuse to, overloading of, or misuse of, the product or operation thereof in a manner contrary to the instructions accompanying the product.

Failure to comply with care and maintenance instructions accompanying the product.

Any use of the product other than that for which it was designed.

Shipment of the product to the Avenger service department.

For more information on the warranty term in your country access to spare parts and other services please contact your local Country Distributor.
For any information please visit www.avengergrip.com

WARRANTY EXTENSION
Selected Avenger Products are eligible for a free Limited Conventional Warranty Extension from the date of purchase upon Online Product Registration. By simply registering your purchase with us, your product will receive the warranty extension, if applicable.

Please go to www.manfrotto.com into the warranty area of the website and register your product.

Whilst every effort has been made to ensure that the information contained within this catalogue is correct, Manfrotto accepts no liability for errors or omissions. Technical specifications and data are provided for guidance only. All rights are strictly reserved. Products shown in this catalogue are protected by international patents, while this publication (in whole or in part) without written consent from Avenger is strictly forbidden and punishable by law. Because we constantly aim to improve our products, we reserve the right to amend or alter at any time and without prior notice the specifications of any item detailed in this publication.

